



Gardens & Driveways Collection 2018/19



Marshalls

Creating Better Spaces

| INFORMATION | |
|-------------|--|
| p 2 | INDEX OF PRODUCTS |
| p 3 | WHY CHOOSE MARSHALLS? |
| p 4 | HOW TO GET HELP |
| p 6 | MARSHALLS BROCHURE APP |
| p 8 | MARSHALLS REGISTER |
| p 10 | HOW MUCH TO SPEND |
| p 11 | BESPOKE STONE SERVICE |
| p 12 | COMMITMENT TO OUTSTANDING PRODUCT QUALITY |
| p 14 | MARSHALLS STONE STANDARD |
| p 15 | SURFACE PERFORMANCE TECHNOLOGY |
| p 16 | MARSHALLS SERVICE OFFER |
| p 17 | BEFORE & AFTER CUSTOMER COMMENTS |
| <hr/> | |
| p 122 | PAVING & WALLING NOTES |
| p 190 | DRIVEWAY NOTES |
| p 193 | TECHNICAL INFORMATION |


| INDEX | PAVING & ACCESSORIES |
|-------|--|
| p 18 | PAVING & ACCESSORIES |
| p 19 | FIND YOUR STYLE |
| p 19 | PAVING INDEX |
| p 20 | ALWAYS GREEN ARTIFICIAL GRASS NEW |
| p 24 | PAVING SOLUTIONS |
| | CONTEMPORARY |
| p 26 | CONTEMPORARY PAVING SWATCHES |
| p 30 | SAWN VERSURO JUMBO & KING SIZE |
| p 32 | SAWN VERSURO PAVING & LINEAR |
| p 34 | FLAMED NARIAS |
| p 36 | CASARTA SLATE |
| p 38 | LAZARO MARBLE NEW |
| p 39 | NATURAL SLATE |
| p 40 | GRANITE ECLIPSE |
| p 42 | ORGANA |
| p 44 | WILDWOOD |
| p 46 | SYMPHONY VITRIFIED PAVING NEW |
| p 50 | SYMPHONY VITRIFIED PLANK NEW |
| p 52 | ARGENT NEW |
| p 54 | BULLNOSE STEPS |
| p 56 | CONTEMPORARY BORDERS & EDGING |
| | TRADITIONAL |
| p 57 | TRADITIONAL BORDERS & EDGING |
| p 58 | TRADITIONAL PAVING SWATCHES |
| p 62 | SCOUTMOOR |
| p 64 | CHAPELGATE NEW |
| p 66 | RIVEN HARENA |
| p 67 | RIVEN HARENA CIRCLE NEW |
| p 68 | RIVEN HARENA KALEIDOSCOPE NEW |
| p 70 | ANTIQUE ALVERNO |
| p 72 | LIMESTONE ALURI |
| p 74 | SYMPHONY TUMBLED NEW |
| p 76 | ARRENTO |
| p 78 | COACH HOUSE |
| p 79 | WOODSTONE |
| p 80 | HERITAGE |
| p 81 | HERITAGE CIRCLE |
| p 82 | FIRESTONE |
| p 84 | SAXON |
| p 86 | PERFECTA |
| | PAVING BASICS |
| p 88 | PAVING BASICS |
| p 89 | INDIAN SANDSTONE |
| p 90 | LEYBURN |
| p 91 | REGENT |
| p 92 | TEXTURED UTILITY |
| p 93 | UTILITY |
| <hr/> | |
| p 94 | WEATHERPOINT 365 |
| p 95 | PREMIERPOINT NEW |

| INDEX | WALLING & ACCESSORIES |
|-------|---------------------------|
| p 96 | WALLING & ACCESSORIES |
| p 97 | FIND YOUR WALLING STYLE |
| p 97 | WALLING INDEX |
| p 98 | WALLING SWATCHES |
| | CONTEMPORARY |
| p 102 | SAWN VERSURO WALLING |
| p 104 | STONEFACE DRYSTACK VENEER |
| p 106 | STONEFACE SAWN VENEER |
| p 108 | ARGENT |
| | TRADITIONAL |
| p 110 | TRADITIONAL NATURAL STONE |
| p 112 | OLD MILL BRICK |
| p 114 | TEGULA |
| p 115 | CROFT STONE |
| p 116 | MARSHALITE |
| p 118 | COPINGS & CAPS |
| p 120 | DECORATIVE AGGREGATES |

| INDEX | DRIVEWAYS & ESSENTIALS |
|-------|-----------------------------------|
| p 124 | DRIVEWAYS |
| p 125 | FIND YOUR DRIVEWAY STYLE |
| p 125 | DRIVEWAYS INDEX |
| p 126 | DRIVEWAY SOLUTIONS |
| | CONTEMPORARY |
| p 128 | CONTEMPORARY DRIVEWAY SWATCHES |
| p 132 | MAGNASETT |
| p 134 | DRIVEWAY SETTS |
| p 135 | SAWN GRANITE SETTS |
| p 136 | DRIVESYS FLAMED STONE |
| p 138 | DRIVESYS RIVEN STONE |
| p 140 | DRIVESYS SPLIT STONE |
| p 142 | DRIVELINE METRO |
| p 144 | DRIVESETT ARGENT |
| p 146 | DRIVELINE NOVA NEW |
| p 148 | DRIVESETT SAVANNA |
| p 150 | DRIVELINE 50 |
| | PERMEABLE |
| p 152 | PERMEABLE DRIVEWAY PAVING SYSTEMS |
| p 154 | PERMEABLE DRIVEWAY SWATCHES |
| p 156 | DRIVESETT ARGENT PRIORA |
| p 158 | DRIVESETT TEGULA PRIORA |
| p 160 | DRIVELINE PRIORA |
| p 162 | GRASSGUARD |
| p 163 | DRIVEGRID |
| | TRADITIONAL |
| p 164 | TRADITIONAL DRIVEWAY SWATCHES |
| p 168 | NATURAL STONE SETTS |
| p 170 | DRIVESYS ORIGINAL COBBLE |
| p 172 | DRIVESYS CLASSIC PAVER |
| p 174 | DRIVESETT TEGULA ORIGINAL |
| p 177 | DRIVESETT TEGULA CIRCLE |
| p 178 | DRIVESETT COPPICE NEW |
| p 180 | DRIVESETT DUO |
| p 181 | DRIVESETT DECO |
| p 182 | DRIVESETT NATRALE |
| p 183 | DRIVELINE ELISE |
| p 184 | STANDARD BLOCK PAVING NEW |
| | ESSENTIALS |
| p 185 | DRIVELINE DRAIN |
| p 186 | KEYKERB |
| p 187 | MARSHALLS BLOCK KERB |
| p 188 | DRIVEWAY EDGING NEW |
| p 189 | CHANNELS & SECURITY POST |



SAWN VERSURO JUMBO KING SIZE, Golden Sand Multi



DRIVESYS CLASSIC PAVER, Manor Red



TRADITIONAL NATURAL STONE, Pitched Face Walling

Why choose Marshalls?

As the UK's leading hard landscape manufacturer, Marshalls has been committed to creating better spaces since the 1890's. Over this time, its natural stone and concrete products have become synonymous with quality and excellence. Today, examples of Marshalls products can be found in prestigious public spaces and landmarks including Trafalgar Square and Wembley Stadium.

Staying at the forefront of ideas and innovation means you can create the home you've always dreamed of with help of the latest Marshalls product technology and specially chosen skilled Installers.

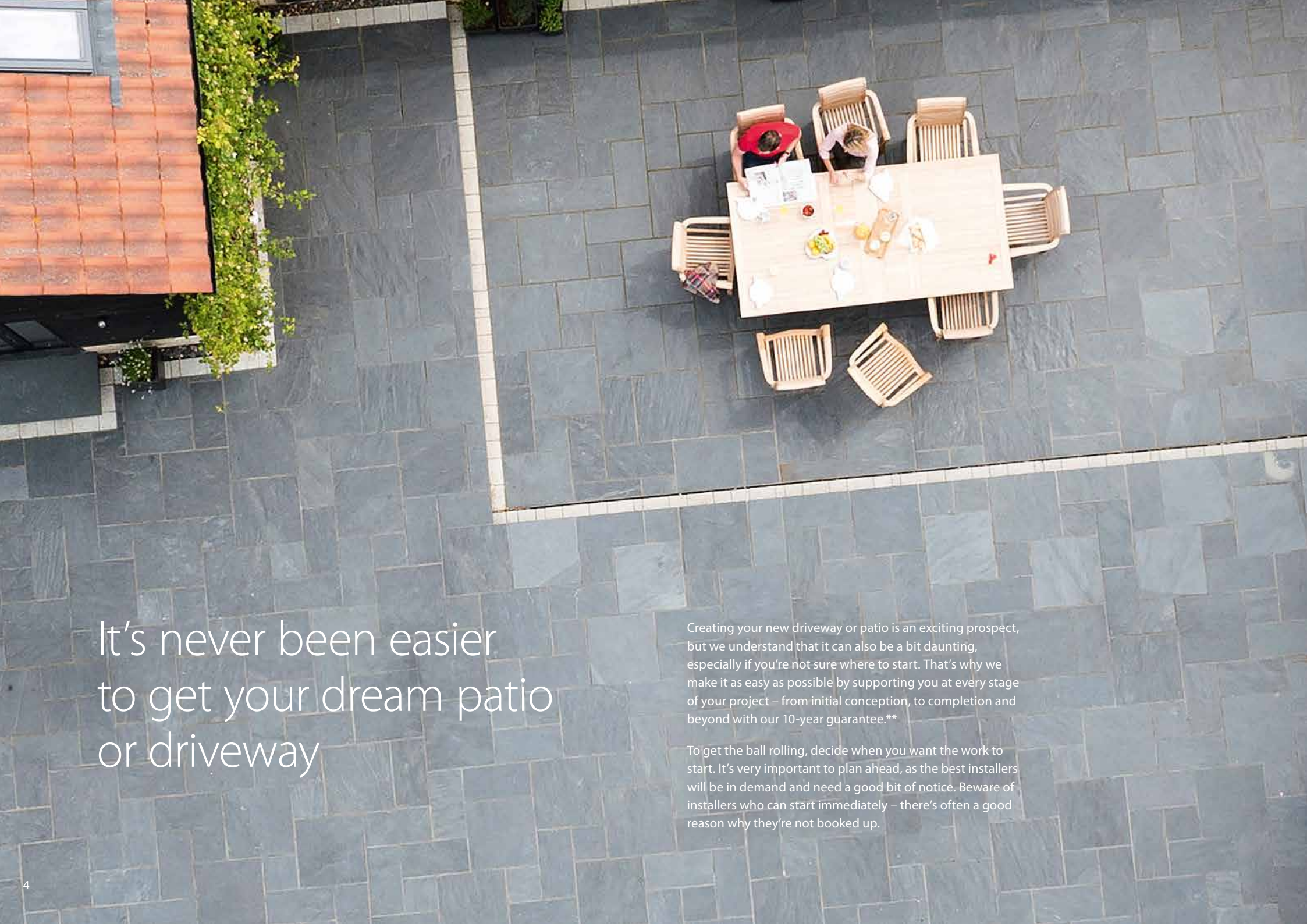
It's why 99% of customers who have used Marshalls and their Register of Accredited Installers would recommend their services to friends and family.*



Made in Britain supports British manufacturers with the Made in Britain marque, helping buyers at home and abroad identify and choose British-made goods. The not-for-profit campaign is bringing together all British manufacturers to champion skills, craftsmanship and innovation.

Find out more:-
www.madeinb.org
 @MadeinBritainGB
 #madeinbritainhour

*Data analysed from customer feedback forms, includes the period up to and including September 2017.



It's never been easier to get your dream patio or driveway

Creating your new driveway or patio is an exciting prospect, but we understand that it can also be a bit daunting, especially if you're not sure where to start. That's why we make it as easy as possible by supporting you at every stage of your project – from initial conception, to completion and beyond with our 10-year guarantee.**

To get the ball rolling, decide when you want the work to start. It's very important to plan ahead, as the best installers will be in demand and need a good bit of notice. Beware of installers who can start immediately – there's often a good reason why they're not booked up.

Step 1

Find your style

This brochure is a great place to start; our products are grouped into different styles so you can choose the one that best suits your taste. Or search online by adding the Marshalls Free App to your phone. See p6.

To find your style, turn to pages 18 -19 for paving or 124-125 for driveways

Step 2

Speak to a Marshalls Accredited Installer

They will manage your project from start to finish, providing advice on design, features, products and drainage.

Obtain more than one quote, ensure they quote on the same scope of works, and ask to see their most recent Marshalls assessment. See p8-9.

To find your local accredited installer, please visit [marshalls.co.uk/installers](https://www.marshalls.co.uk/installers)



Step 3

Choose your products

Marshalls uses only the finest products in a great range of colours, textures and styles.

99% of our customers confidently recommend Marshalls products.*

Your installer will work with you to select the best products for your project. See p10-15

Step 4

Book your project

The best installers get booked up quickly, so book in good time – especially around the busy summer months. Choose the installer who best understands your requirements. Cheapest is not always best. Remember to ask for your Marshalls Hard Landscape Guarantee.**

Marshalls recommends you book your project at least three months in advance. See p8-9

Step 5

Enjoy

Sit back and relax, safe in the knowledge that your fantastic new project is guaranteed for a minimum of 10 years, should anything go wrong.** See p9, p194.



*Data analysed from customer feedback forms, includes the period up to and including September 2017. **Marshalls Hard Landscape Guarantee is purchased separately and only available through your Accredited Marshalls Register Installer.

Marshalls Brochure App

Download the free Marshalls 'Inspire Me!' brochure app from the Apple App Store or Google Play Store and find your nearest register member and stockist within moments. With our brochure app you can access an inspirational gallery that is packed full of informative articles, stunning projects and breathtaking videos.



Bring the Marshalls brochure to life in the palm of your hand with our free app, from the Apple Store or Google Play Store.

With the 'Inspire Me!' app, you can search instantly for your nearest Marshalls approved installer and Marshalls stockist, as well as having access to a wealth of additional content. With our new regularly updated Inspiration section within the app, you can watch videos covering everything from project fly-throughs to 'How-to' videos, access and read information articles and view beautiful high-resolution imagery. Everything you need to start planning your perfect landscape project.

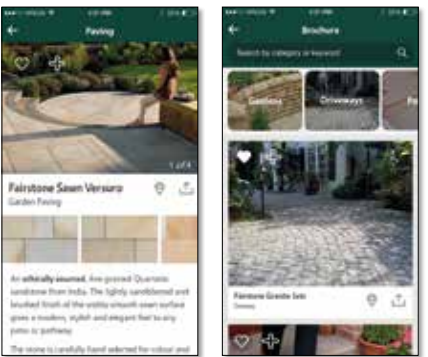


SCAN PAGE



Step 1

Open the app store (Google Play Store for Android devices, App Store for Apple). Search for 'Marshalls' using the search function, then just download and install the application.



Step 3

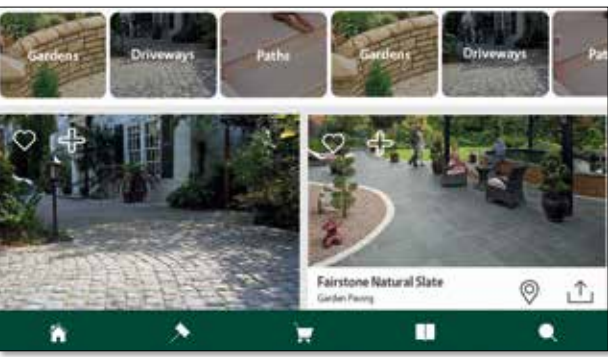
Once scanning is complete, you will be able to view all the additional imagery for the product. If there is more than one product on a page you will be prompted to choose the product you wish to view first.



SCAN PAGE

Step 2

In this printed brochure, look out for the SCAN PAGE symbol. Open the Marshalls app on your device and then access the scan function. Hold the device over the page, lining up the corner markers with the corners of the page (the whole page must be in the scan window for the app to scan). The app will start to scan automatically.



Step 4

When you first open the app you should be greeted with a tutorial detailing how to use and navigate your way through the app. If not, this can be accessed through the options menu. We designed the app to be as easy and intuitive as possible, so it won't be long until you have the full potential of our 'Inspire Me!' app at the tips of your fingers.

If you need more information or to contact us...please visit www.marshalls.co.uk/homeowners



Making the most of Marshall's quality

At Marshall's, we want to ensure that all customers buying our products enjoy a guaranteed high quality end result as well as total peace of mind into the future.

The Marshall's Register of Accredited Installers brings together professional, experienced and inspired hard landscape contractors, located all across the UK. The Register has been in existence for over 15 years and is the UK's only fully vetted, nationally accredited landscape contractor scheme.

Register installers are not directly employed by Marshall's. Instead, each of these independent installers agrees to abide by our rigorous installation guidelines. Their work is regularly assessed by our network of regional assessors to ensure standards are maintained at optimum levels.

99% of customers who have used Marshall's and their Register of Accredited Installers would recommend their services to friends and family.*

*Data analysed from customer feedback forms, includes the period up to and including September 2017.



Marshall's Register gives you total peace of mind

- ✓ Each installer has their own special skills – use the Marshall's website to find those who match your project requirements
- ✓ Register installers can provide great advice on how to turn your existing space into something special – have your design created by computer-aided design (CAD) to give you absolute confidence that you will get what you want
- ✓ Our installers will issue you with product samples and examples of past work – they can advise with authority on product suitability and project design
- ✓ Only installers on the Register can offer the Marshall's Hard Landscape Guarantee, providing a minimum of 10 year guarantee on products and 5 years on workmanship, and deposit protection
- ✓ Our special split pack service means our installers can order the exact amount of materials needed, reducing wastage and cost



Marshall's Hard Landscape Guarantee

Only Marshall's Register members can provide the Marshall's Hard Landscape Guarantee providing a minimum of 10 year guarantee on products and 5 years on workmanship.

See p194 for Hard Landscape Guarantee conditions.

After all your planning, investment and time, finding the right installer is essential, as you will rely on their advice, product knowledge and workmanship to achieve the desired end result.

To find your local Register member please visit www.marshalls.co.uk/findaninstaller

Relax and choose the best materials

As a guideline, material costs usually represent around 20% of the total project cost.

The majority of the cost of your project will usually be incurred for ground preparation and labour, so it's well worth noting that choosing a premium quality paving won't significantly increase the overall cost, but will enhance the end result.

Our guide product price band is shown alongside each product:

- £££
PREMIUM
- ££
MID RANGE
- £
STANDARD




From steps and copings...



...to original engraved pieces...

...or creative garden screening



Marshall's Bespoke Stone Service

Create exceptional and individual features for your garden

Taking our commitment to individuality a step further, our new bespoke service has been developed to enable you or your installer to commission unique, made to measure garden features using natural materials.

The Marshall's Bespoke Service encourages a more creative look at our sandstone, granite and marble products. With our help, you can commission any design, shape or size to create paved areas, individual walling, copings and steps through to feature pieces to complement and enhance your garden design. The end result is a truly unique proposition, giving garden designers and homeowners the freedom to innovate.

Using Marshall's Bespoke Service

The Marshall's Bespoke Team brings ideas to life, turning your ideas and designs into detailed CAD technical drawings, identifying the right stone blocks and using the latest in stone masonry to create bespoke features.

To take advantage of the Bespoke Service, contact Marshall's Technical Advisory Team on 0370 411 2233. Our specialists will guide you through the process and make your ideas a reality.



Commitment to outstanding product quality

At Marshalls, we remain committed to excellence in every sphere of our operations, with the focus on quality and performance.

All products sold under the Marshalls brand are manufactured to the highest standards using premium quality materials and supplied in accordance with the our own rigorous controls and industry regulations.

Commitment to ethical production

For example as the biggest importer of natural stone and a leading brand, alongside our commitment to excellence, we recognise the vital role we have to play in supporting ethical production and sustainability. For many years, we have maintained the ten principles of the UN Global Compact. This gives our customers complete assurance that all stone is quarried and processed to the strict standards of the Ethical Trading Initiative Base Code, ensuring no child labour is used, fair wages are paid and safe working conditions are maintained.

All of our natural stone products meet fundamental responsibilities in the areas of human rights, labour, the environment and anti-corruption. The Marshalls corporate culture reflects integrity in all our strategies and procedures.

Our commitment extends to the use of our products closer to home. Marshalls appointed Modern Slavery Ambassadors work closely with all our partners to understand the implications of modern slavery here in the UK and to alert law enforcement to any signs of this complex issue within our industry.

Find out more about what Marshalls has been doing in our 'End Modern Slavery Report 2017'
www.marshalls.co.uk/documents/reports/modern-slavery-report-2017.pdf

Download the Modern Slavery Awareness App.



Natural Stone

Fairstone by Marshalls is an ethically sourced range of natural stone paving products quarried and produced in line with a clear set of ethical values and commitments that Marshalls strongly believe in. At Marshalls, we take great pride in our approach to sourcing our Fairstone products. We take our responsibility to the workers in our supply chain extremely seriously and want our customers to be able to buy our beautiful natural stone products with a clear conscience.

By choosing a Marshalls product with a Fairstone mark of ethical assurance, you can be sure that every reasonable precaution has been taken to ensure that child labour has not been used in its production. Further than that, Marshalls aims to ensure that all our stone is quarried and produced in line with a clear set of ethical values from a supply chain which has documented processes and multi-stakeholder audits including these three significant points: no child labour is used, living wages are paid and basic health & safety standards are in place.

As further commitment Marshalls became the UK's first heavy side materials company to be accepted into the prestigious UN Global Compact – the world's largest corporate citizenship and sustainability initiative - as well as being a member of the ETI.

For more information of Marshalls ethical commitments, please visit www.marshalls.co.uk/sustainability


To follow the journey of your Fairstone products as they are quarried, processed and shipped to the UK ready to be installed on your patio, please visit: www.marshalls.co.uk/homeowners/follow-your-fairstone



MAGNASETT, Large Format Sett Paving



TRADITIONAL NATURAL STONE, Walling



Not all paving tiles are created equal

Our Symphony porcelain tiles combine beautiful colours and textures with remarkable strength and durability, and have become an exciting contemporary development in home design, creating distinctive and highly practical living spaces that have their own individual sense of style and character. See p46-50, p74.

The quality of Marshalls Symphony Vitrified Paving will often stand out from its rivals for several reasons:

Porcelain not Ceramic

Made in Italy, the home of porcelain tiles, Marshalls Symphony Vitrified paving is made from porcelain and is denser and stronger than ceramic options. Although both are made from clay, the kaolin clay used for porcelain tiles is more refined and purified, and is fired at a higher temperature resulting in an extremely dense and hard product.

Symphony Vitrified paving uses leading edge technology to create an extremely dense and hard finish ideal for outdoor use and is resistant to water ingress which can freeze and crack inferior products.

Rectified, not Non-rectified

The firing process can cause variability in the size of porcelain tiles, so to ensure that Symphony paving gives you a great looking project they are 'rectified'. Rectification will give straight edges for a great symmetrical look and allow narrower joints, something you won't get with a tile that is non-rectified.

Through bodied, not Surface glazed

Some fired paving tiles have a ceramic surface glaze different to the body of the tile, so if the surface is ever damaged the base will show through. Not with Marshalls Symphony products which are all 'through bodied'. A single colour all the way through the tile that complements the tile surface design and colour. so should the hard surface ever be chipped, it is not apparent.



SYMPHONY, Birch, paving and cladding. SYMPHONY, Blue, paving



The Grass Standard

Artificial grass is becoming increasingly popular, but it is important to avoid cheap foreign imports. Marshalls Always Green artificial grass is manufactured in Britain and meets the exacting standards of "The Grass Standard" quality mark.

"The Grass Standard" sets the benchmark for quality, performance, comfort and value in artificial grass, see p20.



ALWAYS GREEN, Artificial Grass, Summer Lawn



Surface Performance Technology (SPT®)

Marshalls premium driveway products carry the Surface Performance Technology (SPT) mark. This highlights the block paving ranges that provide advanced textures, distinctive colour options and an engineered performance, see p15.



DRIVESYS FLAMED STONE, Blue Pennant

The Marshalls Stone Standard

All Marshalls stones are repeatedly tested by an independent UKAS-accredited laboratory.



All sandstone sold by Marshalls will have a maximum water absorption of 1.7%.

So what does this mean? The higher the water absorption percentage, the greater the chance the stone has of severe algae or lichen growth. Higher than 1.7% absorption and the stone could go extremely green within months, become slippery and more susceptible to frost deterioration.



All sandstone sold by Marshalls will have a flexural strength of no less than 12.9mpa.

So what does this mean? Flexural strength is an indicator of the strength of stone. The higher the number, the less chance there is of the stone failing or delaminating once in-situ. The strength of any stone is also a key indicator to its ability to withstand the harsh British winters.



All sandstone sold by Marshalls will be frost resistant.

Why? If a stone loses strength or starts to fall apart when subjected to repeated frosts then it isn't fit for purpose. The Marshalls Standard is a reduction of no more than 10% on the flexural strength of the stone after 56 freeze/thaw cycles and a visual inspection rating of '0'. This means that Marshalls has given a commitment not to supply a stone that shows any frost impact.

Dangers of using technically inferior stone



The day of installation



Algae growth after one winter



Splitting of the bedding planes



Surface delamination



Bed delamination



Frost degradation



Complete quality assurance of the stone you buy – only with Marshalls Stone Standard

Selected for its unique natural beauty to create durable, practical and stylish outdoor spaces, Indian Sandstone is popular with many homeowners. Unfortunately, not all natural stone on the UK market is of equal quality – as some buyers have found to their cost.

Many of the cheaper sandstones are soft and porous, making them easier to process but not strong enough to withstand the harsh British climate.

These stones are not fit for purpose and do not comply with the British Standard, yet are still readily available from many suppliers. They are more likely to quickly exhibit green algae and lichen growth and often crack, split and delaminate after just one winter in use.

At Marshalls, all our sandstone is covered by our Stone Standard quality mark, meeting and exceeding the base technical levels outlined in the British Installation Standard BS7533 part 12.

Don't take a chance

A patio or driveway installation is a significant investment for any homeowner. Don't take a chance by choosing or installing an inferior product that won't stand the test of time.

Look out for Marshalls Stone Standard Symbol on every sandstone page in this brochure.



DRIVESYS RIVEN STONE, Silver Grey



DRIVSETT COPPICE, Oak Blend



DRIVELINE METRO, Dark Grey, Light Grey

Introducing Marshalls Surface Performance Technology (SPT®)

Surface Performance Technology



As market leader Marshalls is committed to providing high performance product solutions for our customers.

This requires continuous investment in new processes, innovative technologies and creative design. Marshalls uses its exceptional expertise in the development of hard landscaping products to introduce advanced products which continue to reflect our commitment to quality, ethical sourcing and sustainability.

One of the outcomes has been the introduction of new Surface Performance Technology (SPT). The products benefiting from these technologies take design and performance a step further; the innovation results in the engineered performance of our driveway block paving ranges, with more advanced textures and colour options. Many of our existing premium driveway products will now feature advanced technology as will the new driveway ranges launched in 2018 and further range developments are already in the pipeline.

By choosing products with the SPT stamp of approval you can have confidence that you have selected a high quality product with all the advantages, so your installer can achieve the perfect result for your project.

Look out for the SPT logo at the bottom of the page of selected driveway products.

Enjoy an additional decade of peace of mind with Marshalls Surface Performance Technology (SPT) products. When you purchase a Marshalls Hard Landscaping Guarantee through your Registered Installer, all SPT-marked products used on your project benefit from an extended guarantee period.

Products highlighted with the SPT mark have a 20 year guarantee, (see p194) giving you the confidence that you have chosen a quality product designed to last.

Marshalls Service Offer

Marshalls always strives to improve the level of service to installers and customers alike, and continually look to develop our service offer

Not every Marshalls product is stocked by your local merchant, so to ensure all our products are available to you all year round, you can use our Home Delivery Service, but still order through your chosen merchant.

Home Delivery gets you all the products you want, delivered exactly where you want them, transacted via your preferred local merchant.

Home Delivery is easy:

- The minimum order quantities are two full packs of any patio paving product or four full packs of any driveway product, with the exception of Symphony which is available in single size packs
- It's cost effective too –with our Split Pack service, you only need to pay for what you lay. Order precisely what your project needs, even single pieces,* and everything can be delivered to site on one vehicle.



Scenario A – You need 4½ packs of Drivesys Riven Stone for a project. Drivesys split packs are still delivered with the correct amount of compound.



Scenario B – You need 3 packs of Sawn Versuro, 5m² of Drivesett Tegula and 7 pieces of Sawn Versuro Linear for an area of detail.

*Paving products only, driveways subject to nearest square metre.



Put the packs exactly where you need them with a Moffett truck on board for a small extra charge.

Order Select

If you find you still need additional product, then Marshalls “Order Select” offer enables you to purchase the exact quantities you require to finish or add to your patio, driveway or path.

How to use Order Select

- **Check on the product table that Order Select (✓) is available**
- **Calculate the quantity required, allowing for wastage (remember if you are ordering from mixed size packs, the product you receive will still consist of a random mix of sizes)**
- **Order through your local merchant.**

Please Note:

A premium is charged for this service, so ordering to the nearest full pack from the beginning may be more economical.

Ordering at a later date also means that batch numbers will be different and colours may vary slightly.

Ordering from Project Packs via Order Select – a limit is placed on the number of single size flags, not exceeding the number of that size in a Project Pack.



All products showing this logo are available for home delivery from Marshalls.



Before



Before



Before

Designed & installed by Frinton Tarmacadam & Paving Ltd. Frinton on Sea



After

Designed & installed by Autumn Gardens, St Neots



After

Designed & installed by Waterdale Landscapes, York



After

Once installed, it's time to sit back and enjoy, like many of our happy customers

99% of all Marshalls customers who used a Register installer would recommend them to family and friends* ...

...here's what some of you said about their results:

“The finished project is way better than we could have imagined and creates a real wow factor.”

D. Bergin, Solihull

“They spent time on site, during visits and discussions, and completely understood what I wanted.”

P. Gifford, Trowse

“Excellent design and professional installation that has transformed our garden into a living space we can now enjoy.”

M. Simpkins, Dunstable

“My garden has been transformed, it is a lovely area to sit and relax with a glass of wine in the sunshine.”

H. Dzialowski, Grimsby

To find your local Register member please visit **www.marshalls.co.uk/findaninstaller**

*Data analysed from customer feedback forms, includes the period up to and including September 2017.

Artificial Grass, Paving & Accessories



SCOUTMOOR, Diamond Sawn

Find your style

Whether you're looking for a classic style or something more modern for your garden, our selection of quality paving products will leave you with a beautiful space you just can't help but spend time in. To help you find the look that suits you best, we've arranged our offering into different categories.

Contemporary Paving

For those properties that wish to achieve a smart and modern space



| | | | |
|------|---------------------------------|------|--|
| p 20 | ALWAYS GREEN ARTIFICIAL GRASS | p 39 | NATURAL SLATE |
| p 24 | NEW Range | p 40 | GRANITE ECLIPSE |
| | PAVING SOLUTIONS | p 42 | ORGANA |
| p 26 | CONTEMPORARY PAVING SWATCHES | p 44 | WILDWOOD |
| p 30 | SAWN VERSURO JUMBO & KING SIZE | p 46 | SYMPHONY VITRIFIED PAVING NEW Colours |
| p 32 | SAWN VERSURO PAVING & LINEAR | p 50 | SYMPHONY VITRIFIED PLANK NEW Colour |
| p 34 | FLAMED NARIAS | p 52 | ARGENT NEW Sizes |
| p 36 | CASARTA SLATE | p 54 | BULLNOSE STEPS |
| p 38 | LAZARO MARBLE NEW Colour | p 56 | CONTEMPORARY BORDERS & EDGING |

Traditional Paving

Designed to enhance and coordinate with all traditional architectural styles



| | | | |
|------|--|------|-------------------------|
| p 57 | TRADITIONAL BORDERS & EDGING | p 81 | HERITAGE CIRCLE |
| p 58 | TRADITIONAL PAVING SWATCHES | p 82 | FIRESTONE |
| p 62 | SCOUTMOOR | p 84 | SAXON |
| p 64 | CHAPELGATE NEW Range | p 86 | PERFECTA |
| p 66 | RIVEN HARENA | | |
| p 67 | RIVEN HARENA CIRCLE NEW Design | p 88 | <i>PAVING BASICS</i> |
| p 68 | RIVEN HARENA KALEIDOSCOPE NEW Range | p 89 | <i>INDIAN SANDSTONE</i> |
| p 70 | ANTIQUE ALVERNO | p 90 | <i>LEYBURN</i> |
| p 72 | LIMESTONE ALURI | p 91 | <i>REGENT</i> |
| p 74 | SYMPHONY TUMBLED NEW Range | p 92 | <i>TEXTURED UTILITY</i> |
| p 76 | ARRETO | p 93 | <i>UTILITY</i> |
| p 78 | COACH HOUSE | | |
| p 79 | WOODSTONE | p 94 | WEATHERPOINT 365 |
| p 80 | HERITAGE | p 95 | PREMIERPOINT NEW |

The new standard in artificial grass

Always Green™ products are made in Britain by the world's leading supplier of artificial grass yarn so we can guarantee the provenance of our artificial grass

Always Green™ has a realistic look of genuine grass due to its unique yarn mix and stitch rate giving it real body, vital for the realistic look of grass

Always Green™ is made from 100% polyethylene which creates a soft feel yet sturdy structure to maximise 'bouncebackability' ideal for kids and pet play. Cheaper artificial grasses tend to add less expensive polypropylene into their blend, leaving a coarse, plastic feel

Always Green™ is always tested to rigorous durability standards. The technology used to create our yarn has been certified to meet the strict criteria of professional sporting organisations such as FIFA, the IRB and FIH - ensuring extreme durability

Always Green™ is guaranteed against UV damage for 10 years, exceeding EU standards and staying soft and looking good for longer. Lower quality artificial grass becomes brittle and misshapen after long exposure to the sun


Always Green™ ensure their backing cloth is of high quality to ensure that once laid the artificial grass stitches remain supple and strong and can withstand the rigors of domestic use

Always Green™ uses premium quality latex coated backing to eliminate movement and slippage yet strong enough to handle sustained activity. Inferior products will often resort to using fillers to add weight, compromising their product durability.



Always Green™ Summer Lawn

Pile Height: 22, 26 & 30mm



Always Green™ Village Green

Pile Height: 26 & 30mm



Always Green™ Playing Field

Pile Height: 22mm

Delivers a natural look to your lawn

Always Green™ Summer Lawn is a unique multi-toned product, creatively made to perfectly replicate natural grass. Always Green™ Summer Lawn light reflection technology and the incorporation of jute colours in the thatch layer make this product extremely realistic. Get the garden you deserve.



SCAN PAGE

For a vibrant, evergreen finish

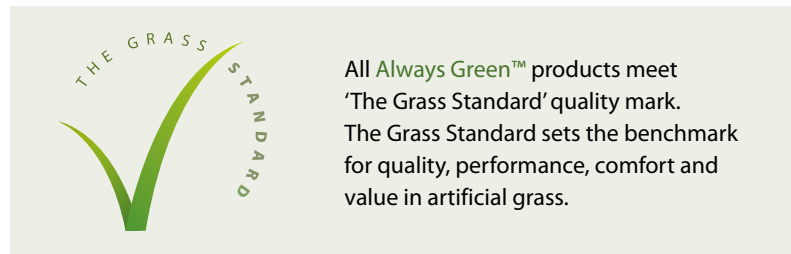
Always Green™ Village Green provides you with the same terrific attributes of Summer Lawn with exception of a green thatch layer. The green thatch layer adds a more vibrant evergreen appearance to your artificial lawn. As with all Always Green™ products this turf is extremely durable featuring a premier backing cloth where each grass blade is secured, to deliver not only extreme resistance to pull force, but is also perforated so liquids can easily pass through. The new standard in artificial grass.

The perfect surface for play

Always Green™ Playing Field has been developed specifically with the rough and tumble of child's play in mind. The monofilament turf fibres have exceptional split resistance compared to conventional turf fibres. Built to FIFA standards the yarn is not only durable but slide friendly and simply great to play on. The kids will have hours of fun on and will last for many years.



SCAN PAGE



All **Always Green™** products meet 'The Grass Standard' quality mark. The Grass Standard sets the benchmark for quality, performance, comfort and value in artificial grass.



ALWAYS GREEN Artificial Grass Summer Lawn, Pile height 26mm

If you're looking for a beautiful lawn with minimal maintenance, Always Green Artificial Grass is the ideal choice


There are a number of elements to consider when selecting an artificial lawn, including appearance, texture, safety, durability and weather resistance. Every Always Green product meets the 'Grass Standard' to ensure your choice of artificial grass not only looks good, but will stand the test of time.

| Always Green Artificial Grass | Pile Height mm | Width m | Length m | Pile and Thatch |
|-------------------------------|----------------|---------|----------|-------------------|
| Summer Lawn | 30 | 4 | 25 | 100% Polyethelyne |
| | 26 | | | |
| | 22 | | | |
| Village Green | 30 | | | |
| Playing Fields | 26 | | | |
| | 22 | | | |

Always Green is supplied in 4m widths and can be cut to any length up to 25m*.


*Minimum of 8sqm and cut the nearest 1sqm length after that.

A range of Always Green accessories and Shock Pad are also available.



All **Always Green™** products meet 'The Grass Standard' quality mark. The Grass Standard sets the benchmark for quality, performance, comfort and value in artificial grass.





- 1: SUMMER LAWN, 30mm
- 2: SUMMER LAWN, 26mm
- 3: SUMMER LAWN, 22mm
- 4: VILLAGE GREEN, 30mm
- 5: VILLAGE GREEN, 26mm
- 6: PLAYING FIELD, 22mm





Paving solutions

Selecting the right paving products to create the desired effect should not be the only consideration when planning your garden landscaping project. What lies beneath your patio is as important as the finished layer.

SYMPHONY PAVING, Buff, decorative edging DRIVESETT TEGULA, Hazelnut

So why is the sub-base so important?

Think about your house itself. It must be built on sound foundations to last, and the same is true for your patio. In order to ensure that the finished project will retain its long-lasting good looks, the appropriate sub-base must be installed correctly.

The sub-base is typically a layer of compacted stone aggregate, laid on the subgrade (earth) that will support the paving products you have chosen to install. It is the main load bearing layer for your patio or hard landscaping, and its role is to spread this load and support the products evenly over the ground.

Illustrated here is a typical example of how your sub-base will be made up. The actual products and depths selected will change dependent upon the products you have selected for installation. The products are installed on a good quality full mortar bed, or sand where the installation instructions allow.

Further details can be obtained from the Technical Advisory Team on 0370 411 2233 or visit our website www.marshalls.co.uk

Slurry Primer

Aids adhesion between the paving product and the mortar bed (necessary with certain products).

MOT Type 1

Compacted stone material is used to achieve a solid base on which to install product. For patios, usually 100mm deep to achieve a quality end result. The sub-base layer can vary depending on existing ground conditions and anticipated loadings.

Mortar/Sand Screed

Gives a stable base on which to install paving products. Mortar or sand screed is used depending on the product chosen.

Paving

High quality paving products.

Jointing Compound

Achieve a sound seal between your paving units.

Haunching (Mortar)

Supporting the frame, prevents any unwanted lateral movement.

Geotextile

Commonly used to stop any migration of the MOT Type 1 into the soil.

Subgrade

This is the soil upon which the entire project is built.

Edge Restraint

Acting like a frame, and decorative border.

Incorrect sub-base installation: the potential pitfalls

Where the sub-base is installed incorrectly or is insufficient to support the chosen paving products, the consequences are significant.



Spot bedding giving poor support



Poor bedding layer



Spot bed pulled through the product

Choose a Marshalls Register Installer

Marshalls Register members are assessed on a regular basis to ensure they install our products correctly, giving you your dream patio which will enhance your property into the future. That's why **99% of people who use a Register member would recommend them to a friend.***

To find your local member please visit www.marshalls.co.uk/findaninstaller



Accredited Landscape Contractor

*Data analysis from Customer Feedback Forms, includes the period up to and including September 2017.



SCAN PAGE

Contemporary Paving

Most people have in mind a colour palette for their project, irrespective of material or texture. Here you can choose your paving products using this useful colour chart grouped by colour tone and texture.

Key
Also available as:
Borders **B** Coping **C** Driveways **D** Edging **E** Jumbo **J** King Size **K** Linear **L** Steps **S** Walling **W**

SAWN VERSURO, Antique Silver Multi — p30-33
B C J K L S W



ARGENT, Light Smooth — p53
L



NATURAL SLATE, Midnight Blue — p39



LAZARO MARBLE, Shell — p38
S



GRANITE ECLIPSE, Light — p41
D S



FLAMED NARIAS, Silver Birch Multi — p35



ARGENT, Light Coarse — p53
D E L W



SYMPHONY VITRIFIED, Grey — p49




ARGENT, Dark Smooth — p53
L



WILDWOOD, Pine —p45



GRANITE ECLIPSE, Dark — p41
D S



ARGENT, Dark Coarse — p53
C D E L W



SYMPHONY VITRIFIED, Blauw — p49



CASARTA SLATE, Silver Grey — p37
S



CASARTA SLATE, Black — p37
S




SYMPHONY VITRIFIED, Dark — p49



SYMPHONY VITRIFIED, Basalt — p49



SYMPHONY VITRIFIED, Black — p49



LAZARO MARBLE, Ocean — p38 **NEW**



SYMPHONY VITRIFIED PLANK, Char — p51
S



SYMPHONY VITRIFIED, Blue — p49



GRANITE ECLIPSE, Graphite — p41
S



Contemporary Paving cont'd

Key
Also available as:
Borders **B** Coping **C** Driveways **D** Edging **E** Jumbo **J** King Size **K** Linear **L** Steps **S** Walling **W**


Most people have in mind a colour palette for their project, irrespective of material or texture.
Here you can choose your paving products using this useful colour chart grouped by colour tone and texture.

| | | | |
|--|---|--|--|
| SYMPHONY VITRIFIED, Ivory — p47  | LAZARO MARBLE, Pearl — p38 S  | SYMPHONY VITRIFIED, Barley — p47  | SAWN VERSURO, Caramel Cream Multi — p30-33 B C J K L S W  |
| SAWN VERSURO, Golden Sand Multi — p30-33 B C J K L S W  | SYMPHONY VITRIFIED, Buff — p47  | ORGANA, Cotton — p43  | ORGANA, Linen — p43  |
| SAWN VERSURO, Autumn Bronze Multi — p30-33 B C J K L S W  | GRANITE ECLIPSE, Ember — p41 S  | SYMPHONY VITRIFIED, Ecru — p47  | SYMPHONY VITRIFIED, Senna — p47 NEW  |

| | | | |
|--|--|--|--|
| SYMPHONY VITRIFIED, Rustic — p47  | FLAMED NARIAS, Autumn Bronze Multi — p35  | ORGANA , Hessian — p43  | SYMPHONY VITRIFIED PLANK, Birch — p51  |
| SYMPHONY VITRIFIED, Umber — p47 NEW  | WILDWOOD, Oak — p45  | SYMPHONY VITRIFIED PLANK, Oak — p51 NEW  | SYMPHONY VITRIFIED PLANK, Cherry — p51  |
| SYMPHONY VITRIFIED, Copper — p49  | | | |



To find your local Register member please visit
www.marshalls.co.uk/findaninstaller



SAWN VERSURO JUMBO KING SIZE Paving, Golden Sand Multi (GSM).
Designed & installed by Botanica Garden Design, Wirral



SAWN VERSURO KING SIZE, Caramel Cream Multi (CCM)
SAWN VERSURO BULLNOSE STEPS, Caramel Cream Multi (CCM).
Designed & installed by Esse Landscapes, Crawley

Luxurious oversized paving for the ultimate patio finish

Designed to make a statement in any contemporary garden setting, stunning large plan size Sawn Versuro Jumbo and King Size paving creates an impressive premium finish for the ultimate in patio style. Extravagantly sized paving hewn from ethically sourced quartzitic sandstone offers technically superior performance as well as precision sawn edges for a clean, sharp finish, with a smooth and finely grained surface providing excellent non slip characteristics.




| Sawn Paving | Sizes mm (nominal) | No. items/ pack | No. /m² | m²/pack | Colours | Order Select |
|----------------------|--------------------|-----------------|---------|---------|--------------------------|--------------|
| Jumbo Full Packs | 1200 x 1200 x 30 | 8 | 0.7 | 11.52 | CCM ABM ASM GSM | ✓ |
| | 1250 x 750 x 30 | 14 | 1.1 | 13.1 | CCM ABM ASM GSM | ✓ |
| | 1000 x 750 x 30 | 14 | 1.3 | 10.5 | | |
| King size Full Packs | 750 x 750 x 30 | 16 | 1.8 | 9 | CCM ABM ASM GSM | ✓ |

Must be installed by professionals with correct lifting equipment.

SAWN VERSURO JUMBO & KING SIZE

Ethically Sourced Sandstone



- 1: SAWN VERSURO JUMBO & KING SIZE, Caramel Cream Multi (CCM)
- 2: SAWN VERSURO JUMBO & KING SIZE, Autumn Bronze Multi (ABM)
- 3: SAWN VERSURO JUMBO & KING SIZE, Antique Silver Multi (ASM)
- 4: SAWN VERSURO JUMBO & KING SIZE, Golden Sand Multi (GSM)

Complete the look
Paving p32, p33, Steps p54, Borders p56, Walling p102

This product comes with specific installation guidelines. Please contact our Technical Advisory Team on 0370 411 2233 or visit our website www.marshalls.co.uk/homeowners prior to installation.

For more product notes see p122 or website





SAWN VERSURO, Antique Silver Multi (ASM)
and DRIVEWAY SETTS, Silver Birch (SB).
Designed & installed by PWP Landscape Ltd, Otley



SAWN VERSURO LINEAR, Golden Sand Multi (GSM). Edged
with SAWN SANDSTONE SETTS, Autumn Bronze Multi (ABM).
Designed & installed by Beesleys Landscapes Ltd, Winsford

Aspirational looks and practical performance

Carefully hand selected from the finest Indian sandstone to blend with Britain's homes and gardens. Ethically sourced Sawn Versuro combines aspirational looks and performance with durability and elegance. Available in four subtle colour blends and shapes to suit even the most sophisticated scheme and intrinsically practical with a lightly textured surface and non-slip properties.

| Sawn Paving | Sizes mm (nominal) | No. items/ pack | No. /m² | m²/pack | Colours | Order Select |
|---------------------|--------------------|-----------------|---------|---------|---------------------------|--------------|
| Full Packs | 845 x 560 x 22 | 35 | 2.1 | 16.6 | CCM* ABM ASM GSM | ✓** |
| | 560 x 560 x 22 | 60 | 3.2 | 18.8 | | |
| | 560 x 275 x 22 | 120 | 6.5 | 18.5 | | |
| | 275 x 275 x 22* | 100 | 13.2 | 7.56 | | |
| 11.3m² Project Pack | 845 x 560 x 22 | 10 | 2.1 | 11.26 | | |
| | 560 x 560 x 22 | 13 | 3.2 | | | |
| | 560 x 275 x 22 | 11 | 6.5 | | | |
| | 275 x 275x 22 | 10 | 13.2 | | | |
| Sawn Linear Paving | | | | | | |
| Full Packs | 845 x 140 x 22 | 100 | 8.5 | 11.8 | CCM ABM ASM GSM | ✓** |

*Not available in CCM. **For Order Select details on Project Packs see p15.



SAWN VERSURO PAVING & LINEAR

Ethically Sourced Sandstone



- 1: SAWN VERSURO, PAVING & LINEAR Caramel Cream Multi (CCM)
- 2: SAWN VERSURO, PAVING & LINEAR Autumn Bronze Multi (ABM)
- 3: SAWN VERSURO, PAVING & LINEAR Antique Silver Multi (ASM)
- 4: SAWN VERSURO, PAVING & LINEAR Golden Sand Multi (GSM)

Complete the look
Paving p32, p33, Steps p54, Borders p56, Walling p102

This product comes with specific installation guidelines. Please contact our Technical Advisory Team on 0370 411 2233 or visit our website www.marshalls.co.uk/homeowners prior to installation.

For more product notes see p122 or website



SCAN PAGE



FLAMED NARIAS Paving, Autumn Bronze Multi (ABM).
Designed & installed by Perfect Paving, Keston



FLAMED NARIAS, Silver Birch Multi (SBM)

Subtle and strong natural sandstone


This quality natural sandstone is hand-flamed to enhance the colours found naturally within the stone which, in turn, provides a unique and distinct character. Sawn from exceptionally dense sandstone to ensure durability and lasting good looks. Available in two selected colour shades with a lightly textured surface for non-slip practicality.

| | Sizes mm (nominal) | No. items/ pack | No. /m ² | m ² /pack | Colours | Order Select |
|---------------------------------|--------------------|-----------------|---------------------|----------------------|------------|--------------|
| 13.5m ² Project Pack | 775 x 450 x 22 | 12 | 2.9 | 13.50 | ABM SBM | ✓* |
| | 675 x 405 x 22 | 12 | 3.3 | | | |
| | 575 x 450 x 22 | 12 | 3.9 | | | |
| | 475 x 450 x 22 | 12 | 4.7 | | | |

*For Order Select details on Project Packs see p16.

FLAMED NARIAS

Ethically Sourced Sandstone



- 1: FLAMED NARIAS, Autumn Bronze Multi (ABM)
- 2: FLAMED NARIAS, Silver Birch Multi (SBM)

Complete the look
Jointing p94, Steps p54, Borders p56, Walling p102-106

This product comes with specific installation guidelines. Please contact our Technical Advisory Team on 0370 411 2233 or visit our website www.marshalls.co.uk/homeowners prior to installation.

For more product notes see p122 or website





CASARTA SLATE, Silver Grey (SG), SAWN VERSURO WALLING, Silver Multi (SM), Coping is SAWN VERSURO Paving, Antique Silver Multi (ASM)
Designed & installed by All Seasons Landscapes, Stockton-on-Tees



CASARTA SLATE Silver Grey Paving (SG).
Edged with DRIVESYS SPLIT STONE, Grey Green (GG).
Designed & installed by MIM Building & Paving Ltd, Cornwall

Luxurious and contemporary Brazilian slate

A beautiful larger format, high quality slate from Brazil which imparts a luxurious contemporary look. This naturally clean splitting slate has a very gentle riven surface texture and is hand selected for colour consistency. Three large sizes can be laid in a random or regular pattern for an ultra modern look.


| | Sizes mm (nominal) | No. items/ pack | No. /m² | m²/pack | Colours | Order Select* |
|---------------------|--------------------|-----------------|---------|---------|---------|---------------|
| Full Packs | 800 x 800 x 20 | 25 | 1.6 | 16.0 | SG B | ✓ |
| | 800 x 395 x 20 | 50 | 3.2 | 15.8 | | |
| | 395 x 395 x 20 | 100 | 6.4 | 15.6 | | |
| 17.8m² Project Pack | 600 x 600 x 20 | 24* | 2.8 | 17.79 | SG B | ✓* |
| | 600 x 295 x 20 | 35* | 5.6 | | | |
| | 295 x 295 x 20 | 34* | 11.5 | | | |

*For Order Select details on Project Packs see p16.



CASARTA SLATE

Premium Grade Slate



- 1: CASARTA SLATE, Silver Grey (SG)
2: CASARTA SLATE, Black (B)

Complete the look
Steps p54, p55 Walling p102-106,
Decorative Aggregates p120

This product comes with specific installation guidelines. Please contact our Technical Advisory Team on 0370 411 2233 or visit our website www.marshalls.co.uk/homeowners prior to installation.

For more product notes see p122 or website



SCAN PAGE

LAZARO MARBLE

Premium Grade Marble

NEW



- 1: LAZARO MARBLE, Pearl (P)
- 2: LAZARO MARBLE, Shell (SH)
- 3: LAZARO MARBLE, Ocean (O)

Complete the look
Jointing p95, Steps p54, p55, Borders p56,
Walling p103, p110 Decorative Aggregates p120

This product comes with specific installation guidelines. Please contact our Technical Advisory Team on 0370 411 2233 or visit our website www.marshalls.co.uk/homeowners prior to installation.

For more product notes see p122 or website



LAZARO MARBLE, Shell (SH). Edged with FLAMED NARIAS Paving, Silver Birch Multi (SBM), cut to size on site.

Timeless elegance in iconic marble

This luxurious marble paving adds a timeless beauty to properties of any style, with delicate veining and white mottling adding to the charm of this iconic stone. A sawn and gently tumbled finish promotes a subtle non-slip finish, why not indulge your home with some of this beautiful classic stone.

| | Sizes mm (nominal) | No. items/ pack | No. /m² | m²/pack | Colours | Order select |
|---------------------|--------------------|-----------------|---------|---------|--------------|--------------|
| 12.3m² Project Pack | 400 x 700 x 30 | 14 | 3.6 | 12.32 | P SH O | ✓* |
| | 400 x 600 x 30 | 14 | 4.2 | | | |
| | 400 x 500 x 30 | 14 | 5.0 | | | |
| | 400 x 400 x 30 | 14 | 6.3 | | | |

*For Order Select details on Project Packs see p16.



CO₂/M²



Fair stone



Marshall's



DELIVER



PREMIUM



NATURAL SLATE, Midnight Blue (MB). Water feature clad in STONEFACE VENEER DRYSTACK Walling, Copper Slate (CS).

Elegant and versatile hand split slate

The versatility, durability and bold colour of Natural Slate make it an extremely popular choice to fit both traditional and contemporary settings. This high quality, ethically sourced hand split slate with its unique Midnight Blue hue offers an excellent and economic alternative to British slate.

| | Sizes mm (nominal) | No. items/ pack | No. /m² | m²/pack | Colours | Order Select |
|---------------------|--------------------|-----------------|---------|---------|---------|--------------|
| Full Packs | 600 x 600 x 20 | 40 | 2.78 | 14.4 | MB | ✓ |
| | 600 x 295 x 20 | 80 | 5.6 | 14.2 | | |
| | 295 x 295 x 20 | 100 | 11.5 | 8.7 | | |
| 14.9m² Project Pack | 600 x 600 x 20 | 24 | 2.8 | 14.9 | MB | |
| | 600 x 295 x 20 | 24 | 5.6 | | | |
| | 295 x 295 x 20 | 24 | 11.5 | | | |

NATURAL SLATE

Ethically Sourced Slate



1: NATURAL SLATE, Midnight Blue (MB)

Complete the look
Steps p54, p55, Borders p56, Walling p102-106,
Decorative Aggregates p120 Decorative Aggregates p120

This product comes with specific installation guidelines. Please contact our Technical Advisory Team on 0370 411 2233 or visit our website www.marshalls.co.uk/homeowners prior to installation.

For more product notes see p122 or website





GRANITE ECLIPSE, Light (EL) Paving. Edged with GRANITE ECLIPSE, Dark (ED).
Designed & installed by McPave North West, Preston



GRANITE ECLIPSE, Ember (EE). Edged with GRANITE ECLIPSE, Dark (ED)

Contemporary looks and stylish finish

Create a truly bespoke look with Granite Eclipse paving, a modern and stylish patio product with a lightly flamed surface texture offering excellent non-slip properties. This fine surfaced granite guarantees precision, durability and consistent good looks. Available in a range of complementary, contemporary colours and sizes to create a stylish garden. Co-ordinating granite steps, and driveway setts are also available.


CO₂/M²


Fair stone
© Marshalls


DELIVER



MID RANGE

| | Sizes mm (nominal) | No. items/ pack | No. /m ² | m ² / pack | Colours | Order Select |
|---------------------------------|--------------------|-----------------|---------------------|-----------------------|----------------------|--------------|
| Full Packs | 1206 x 600 x 30* | 16 | 1.4 | 11.58 | EL ED GR EE | ✓ |
| | 800 x 200 x 25 | 30 | 6.3 | 4.8 | | |
| | 903 x 600 x 25 | 25 | 1.8 | 13.55 | | |
| | 600 x 600 x 25 | 50 | 2.8 | 18.0 | | |
| | 600 x 297 x 25 | 100 | 5.6 | 17.8 | | |
| | 297 x 297 x 25 | 100 | 11.3 | 8.8 | EL, EE | |
| 17.9m ² Project Pack | 600 x 600 x 25 | 24 | 2.8 | 17.88 | EL ED GR EE | ✓** |
| | 600 x 297 x 25 | 35 | 5.6 | | | |
| | 297 x 297 x 25 | 34 | 11.3 | | | |

*Larger sizes should be installed by professionals with correct lifting equipment.
**For Order Select details on Project Packs see p16.

GRANITE ECLIPSE®

Premium Grade Granite



- 1: GRANITE ECLIPSE, Light (EL)
- 2: GRANITE ECLIPSE, Dark (ED)
- 3: GRANITE ECLIPSE, Graphite (GR)
- 4: GRANITE ECLIPSE, Ember (EE)

Complete the look
Jointing p95, Steps p54, p55, Walling p102-106,
Decorative Aggregates p120, Driveways p135

This product comes with specific installation guidelines. Please contact our Technical Advisory Team on 0370 411 2233 or visit our website www.marshalls.co.uk/homeowners prior to installation.

For more product notes see p122 or website





ORGANA Paving, Linen (LIN).



ORGANA Paving, Cotton (C), edged with GRANITE ECLIPSE Planks, Dark (DK). DRIVELINE DRAIN Charcoal (CH)


Contemporary colours and natural styling

Inspired by nature and the great outdoors, this paving is available in a subtle contemporary colour palette ranging from light to dark cream, with a rich natural tone. An attractively riven surface finish designed to complement modern landscaping design.

| | Sizes mm (nominal) | Quantity (per pack) | m ² /pack (per pack) | Colours | Order Select |
|------------------------|-----------------------|------------------------|------------------------------------|-----------------|-----------------|
| Single Size Pack | 600 x 600 x 35 | 30 | 10.8 | C HES LIN | ✓ |
| | 450 x 450 x 35 | 60 | 12.2 | | |

ORGANA®

Paving



- 1: ORGANA, Cotton (C)
- 2: ORGANA, Hessian (HES)
- 3: ORGANA, Linen (LIN)

Complete the look
Steps p54, p55, Borders p56, Walling p102-106,
Decorative Aggregates p120, Drainage p185

This product comes with specific installation guidelines. Please contact our Technical Advisory Team on 0370 411 2233 or visit our website www.marshall.co.uk/homeowners prior to installation.

For more product notes see p122 or website





WILDWOOD Paving, Pine (P). Edging DRIVESETT TEGULA, Pennant Grey (PG). DECORATIVE AGGREGATE, Spanish White Pebbles. Designed & installed by NW Paving & Landscaping Ltd, Cumbria



WILDWOOD Paving, Pine (P). Edging Block is DRIVESETT TEGULA, Pennant Grey (PG). Designed & installed by Paving Creations, Mirfield

Distinctive terrazzo effect

Softly textured yet hardwearing paving with distinctive exposed aggregates, available in two attractive and natural shades. Wildwood provides a lightly polished terrazzo look exposing the embedded stone, offering excellent anti-slip performance.

| | Sizes mm (nominal) | No. items/ pack | No. /m ² | m ² /pack | Colours | Order Select |
|--------|--------------------|-----------------|---------------------|----------------------|---------|--------------|
| Paving | 450 x 600 x 35 | 30 | 3.7 | 8.1 | P O | ✓ |
| | 450 x 450 x 35 | 60 | 4.9 | 12.15 | | |
| | 450 x 300 x 35 | 60 | 7.4 | 8.1 | | |

WILDWOOD®

Paving



- 1: WILDWOOD Paving, Pine (P)
2: WILDWOOD Paving, Oak (O)

Complete the look
Jointing 94, Borders p56, Walling p102-108,
Decorative Aggregates p120

This product comes with specific installation guidelines. Please contact our Technical Advisory Team on 0370 411 2233 or visit our website www.marshalls.co.uk/homeowners prior to installation.

For more product notes see p122 or website





SYMPHONY, Barley (SBY). Edging strip SYMPHONY, Char (SCA) Pathway in SYMPHONY, Birch (SB) edged with NATURAL STONE SETTS, Autumn Bronze Multi (ABM). Designed & installed by Garden TLC, Oldham



SYMPHONY, Buff (SB) Paving, shaped on site, feature edging DRIVESETT TEGULA, Hazelnut (HA). Designed & installed by Stow Construction & Landscaping Ltd, Galashiels

Effortless elegance and ease of maintenance

High fidelity production provides all the advantages of a low maintenance paving with eye-catching elegance and contemporary designs that feature authentic patterns and textures. Introducing two classic travertines to enhance your choice. The vitrified process ensures reduced water absorption, less staining and easy cleaning underpinned with tough long lasting performance.



| Vitrified Paving | Sizes mm (nominal) | Quantity | m ² /pack | Colours | Order Select |
|------------------|--------------------|----------|----------------------|-----------------------------|--------------|
| Single Size Pack | 600 x 600 x 20 | 64 | 23.04 | SS, SU, SBY, SB, SR, SI, SE | ✓ |
| | 400 x 800 x 20 | 48 | 15.36 | SBY, SB, SR, SI | |
| | 600 x 900 x 20 | 50 | 27.00 | SS, SU | |
| | 600 X 1200 x 20 | 26 | 18.72 | SE | |

| Project Packs | | | | | |
|---------------|----------------|----|-------|------------|--|
| Beta | 400 x 400 x 20 | 15 | 16.16 | SB, SR, SI | |
| | 400 x 800 x 20 | 15 | | | |
| | 800 x 800 x 20 | 14 | | | |
| Delta | 400 x 200 x 20 | 12 | 16.16 | SBY | |
| | 400 x 400 x 20 | 18 | | | |
| | 400 x 600 x 20 | 22 | | | |
| | 400 x 800 x 20 | 22 | | | |
| Sigma | 300 x 300 x 20 | 19 | 16.89 | SS, SU, SE | |
| | 300 x 600 x 20 | 9 | | | |
| | 600 x 600 x 20 | 18 | | | |
| | 600 x 900 x 20 | 13 | | | |

To simplify installation, the correct amount of jointing compound is provided on all full pack orders of Symphony products. Or you can request NEW Premierpoint external paving grout (see p95) to be substituted for a small additional cost.

SYMPHONY™ Vitrified Paving



NEW

NEW

- 1: SYMPHONY, Senna (SS)
- 2: SYMPHONY, Umber (SU)
- 3: SYMPHONY, Barley (SBY)
- 4: SYMPHONY, Buff (SB)
- 5: SYMPHONY, Rustic (SR)
- 6: SYMPHONY, Ivory (SI)
- 7: SYMPHONY, Ecru (SE)

Complete the look
Steps p54, p55, Borders p56, Walling p102-106,
Decorative Aggregates p120

This product comes with specific installation guidelines. Please contact our Technical Advisory Team on 0370 411 2233 or visit our website www.marshalls.co.uk/homeowners prior to installation.

For more product notes see p122 or website





SYMPHONY, Grey (SG) and SYMPHONY, Black (SBK).
Edged with DRIVESETT TEGULA, Pennant Grey (PG).
Designed & installed by Dawson Landscapes Ltd, Hartlepool

SYMPHONY, Blue (SBL) Paving. Feature band and walls clad
with SAWN VERSURO LINEAR Paving, Coping is SAWN VERSURO
BULLNOSE STEPS, all Antique Silver Multi (ASM).
Designed & installed by Branching Out Landscapes, Rochdale

Contemporary design meets superb performance

High fidelity production provides all the advantages of a low maintenance paving with eye-catching elegance and contemporary designs that feature authentic patterns and textures. The vitrified process ensures reduced water absorption, less staining and easy cleaning underpinned with tough long lasting performance.



CO₂/M²



High Performance
Vitrified Paving



Marshall's
DELIVER



£££
PREMIUM

| Vitrified Paving | Sizes mm (nominal) | Quantity | m²/pack | Colours | Order Select |
|------------------|--------------------|----------|---------|--------------------------------|--------------|
| Single Size Pack | 600 x 600 x 20 | 64 | 23.04 | SG, SBT, SD, SBW, SBL, SC, SBK | ✓ |
| | 400 x 800 x 20 | 48 | 15.36 | SG, SD | |
| | 600 x 1200 x 20 | 26 | 18.72 | SBT, SBW, SBL, SC, SBK | |
| Project Packs | | | | | |
| Beta | 400 x 400 x 20 | 15 | 16.16 | SBT, SG | |
| | 400 x 800 x 20 | 15 | | | |
| | 800 x 800 x 20 | 14 | | | |
| Delta | 400 x 200 x 20 | 12 | 16.16 | SD | |
| | 400 x 400 x 20 | 18 | | | |
| | 400 x 600 x 20 | 22 | | | |
| | 400 x 800 x 20 | 22 | | | |
| Sigma | 300 x 300 x 20 | 19 | 16.89 | SBW, SBL, SC, SBK | |
| | 300 x 600 x 20 | 9 | | | |
| | 600 x 600 x 20 | 18 | | | |
| | 600 x 900 x 20 | 13 | | | |

To simplify installation, the correct amount of jointing compound is provided on all full pack orders of Symphony products. Or you can request NEW Premierpoint external paving grout (see p95) to be substituted for a small additional cost.

SYMPHONY™ Vitrified Paving



- 1: SYMPHONY, Basalt (SBT)

2: SYMPHONY, Grey (SG)

3: SYMPHONY, Dark (SD)

4: SYMPHONY, Blauw (SBW)
- 5: SYMPHONY, Blue (SBL)

6: SYMPHONY, Copper (SC)

7: SYMPHONY, Black (SBK)

Complete the look
Steps p54, p55, Borders p56, Walling p102-106,
Decorative Aggregates p120

This product comes with specific installation guidelines. Please contact our Technical Advisory Team on 0370 411 2233 or visit our website www.marshall.co.uk/homeowners prior to installation.

For more product notes see p122 or website





SYMPHONY, Birch (SBI) vertical cladding, paving and edging,
SYMPHONY, Blue (SBL) Paving.
Designed & installed by Jason Clarke Classic Paving, Cheshire



SYMPHONY PLANK PAVING, Cherry (SCH) as feature edging
and step treads surrounding SYMPHONY, Barley (SBY) Paving.

Natural aesthetics and practical performance

All the aesthetic benefits of wood planking with none of the associated performance issues, Symphony Plank Paving will not warp, rot or splinter. Excellent anti-slip performance, and reduced opportunities for moss and algae growth offer a long lasting, attractive and natural looking solution.

| Vitrified Paving | Sizes mm (nominal) | Quantity (per pack) | m ² /pack (per pack) | Colours | Order Select |
|------------------|--------------------|---------------------|---------------------------------|-------------------------|--------------|
| Single Size Pack | 300 x 1200 x 20 | 48 | 17.28 | SBI SCH SCA SO | ✓ |



To simplify installation, the correct amount of jointing compound is provided on all full pack orders of Symphony products. Or you can request NEW Premierpoint external paving grout (see p95) to be substituted for a small additional cost.

SYMPHONY™

Vitrified Plank Paving



- 1: SYMPHONY, Birch (SBI)
- 2: SYMPHONY, Cherry (SCH)
- 3: SYMPHONY, Char (SCA)
- 4: SYMPHONY Oak (SO)

Complete the look
Paving p46-49, Jointing p94, Borders p56,
Walling p102-106, Decorative Aggregates p120

This product comes with specific installation guidelines. Please contact our Technical Advisory Team on 0370 411 2233 or visit our website www.marshalls.co.uk/homeowners prior to installation.

For more product notes see p122 or website





ARGENT PAVING, Light (LT) in new Linear format. ARGENT WALLING, Dark (DK). ARGENT COPING, Light (LT). BULLNOSE STEPS, CASARTA SLATE, Black (B). Lawn is ALWAYS GREEN Artificial Grass



ARGENT Paving, Smooth Dark (DK) and Smooth Light (LT). MARSHALITE Walling, Rustic Ash Multi (AM). Designed & installed by Darren Smith Award Winning Driveways & Patios, Louth

Ultimate contemporary chic and sophistication


The ultimate in contemporary chic, Argent paving brings together an attractive blend of high quality British granite aggregates to create a smart, sophisticated and modern finish. Ideal for creating a host of geometric patio patterns, with a full range of co-ordinating hard landscaping products for the perfect finish.

| | Sizes mm (nominal) | No. items/ pack | No. /m ² | m ² /pack | Colours | Order Select |
|-----------------------|-----------------------|--------------------|---------------------|----------------------|----------|-----------------|
| Smooth & Coarse | 400 x 400 x 38 | 60 | 6.3 | 9.6 | LT DK | ✓ |
| | 450 x 450 x 38 | 56 | 4.9 | 11.3 | | |
| | 200 x 600 x38 | 25 | 8.3 | 3.0 | | |
| | 450 x 600 x 38 | 25 | 3.7 | 6.8 | | |
| | 600 x 600 x 38 | 25 | 2.8 | 9.0 | | |

  
CO₂/M² MID RANGE

ARGENT® Paving

NEW Sizes



- 1: ARGENT, Smooth Light (LT)
- 2: ARGENT, Coarse Light (LT)
- 3: ARGENT, Smooth Dark (DK)
- 4: ARGENT, Coarse Dark (DK)

Complete the look
Steps p54, p55, Borders p56, Walling p108,
Edging p186, Driveways p144, p156

This product comes with specific installation guidelines. Please contact our Technical Advisory Team on 0370 411 2233 or visit our website www.marshalls.co.uk/homeowners prior to installation.

For more product notes see p122 or website





- 1: SAWN VERSURO BULLNOSE STEPS, Caramel Cream Multi (CCM)
- 2: SAWN VERSURO BULLNOSE STEPS, Golden Sand Multi (GSM)
- 3: SAWN VERSURO BULLNOSE STEPS, Autumn Bronze Multi (ABM)
- 4: SAWN VERSURO BULLNOSE STEPS, Antique Silver Multi (ASM)
- 5: LAZARO MARBLE BULLNOSE STEPS, Pearl (P)
- 6: LAZARO MARBLE BULLNOSE STEPS, Shell (S)
- 7: LAZARO MARBLE BULLNOSE STEPS, Ocean (O)



Crafted steps, hand finished elegance

A truly professional addition to any project is sawn stone steps, featuring a beautifully hand finished bullnosed edge profile. Available in all sawn sandstone colours, granite, marble and Casarta Slate, all available as complete step kits and additional centre pieces, the steps co-ordinate perfectly with their equivalent stone range, providing crafted elegance for any project.

Complete the look
Paving 26-52, Walling p102-104,
Decorative Aggregates p120



| | Sizes mm (nominal) | No. items/ pack | Colours | Order Select |
|-------------------|-----------------------------|--------------------|---|--------------|
| 10 Step Kit | | | | |
| Centre Stone | 560 x 350 x 50 [†] | 10 | CCM, GSM, ABM, ASM, P, S, O, SG [†] B [†] : EL, ED, GR, EE | ✔* |
| Corner Radius | 350 x 350 x 50 [†] | 20 | | |
| Centre Stone Pack | | | | |
| Centre Stone | 560 x 350 x 50 [†] | 30 | CCM, GSM, ABM, ASM, P, S, O, SG [†] B [†] : EL, ED, GR, EE | ✔** |

*Order Select is supplied in Single Step Kits (A Single Step Kit comprises; 1 x Centre Stone and 2 x Corner Radius). **Centre stones are also available as Order Select as well as step kits. †Casarta Slate steps are 40mm thick.

This product comes with specific installation guidelines. Please contact our Technical Advisory Team on 0370 411 2233 or visit our website www.marshalls.co.uk/homeowners prior to installation.

For more product notes see p122 or website



BULLNOSE STEPS

Natural Stone



- 8: CASARTA SLATE BULLNOSE STEPS, Silver Grey (SG)†
- 9: CASARTA SLATE BULLNOSE STEPS, Black (B)†
- 10: GRANITE ECLIPSE BULLNOSE STEPS, Light (EL)
- 11: GRANITE ECLIPSE BULLNOSE STEPS, Dark (ED)
- 12: GRANITE ECLIPSE BULLNOSE STEPS, Graphite (GR)
- 13: GRANITE ECLIPSE BULLNOSE STEPS, Ember (EE)

CONTEMPORARY BORDERS & EDGINGS

Create a subtle and practical finishing touch

Borders and edgings can be used to create distinct garden spaces and play a role in maintaining the integrity and strength of the paving they border, providing the perfect finishing touch. Compatible with all paving and pathway ranges, our carefully selected shapes and colourways will enhance every garden design.

| | Sizes mm (nominal) | No. items/ pack | Weight (kg/ each) | Weight (kg/ pack) | Colours | Order Select |
|---------------------|--------------------|-----------------|-------------------|-------------------|--------------------------|--------------|
| Contemporary Edging | | | | | | |
| Saxon** | 600 x 136 x 50 | 50 | 9 | 469 | B | ✓ |
| Argent** | 600 x 136 x 50 | 50 | 9 | 507 | LT DK | ✓ |
| Contour | 600 x 150 x 50 | 60 | 9.5 | 570 | B R | |
| Corinthian | 600 x 150 x 50 | 60 | 12.4 | 744 | BRI | |
| Round Top | 600 x 150 x 50 | 60 | 10.7 | 642 | B W | |
| Sawn Versuro | 900 x 150 x 50 | 45 | 18.7 | 893 | CCM ABM ASM GSM | ✓ |

**Coping used as an edging can be obtained in less than full pack quantities – minimum quantity, single units (See Order Select, p16).



Saxon Buff (B)



Argent Light (LT)



Argent Dark (DK)



Contour Buff (B)



Contour Red (R)



Corinthian Brindle (BRI)



Round Top White (W)



Round Top Buff (B)



Sawn Versuro Golden Sands Multi (GSM)




Sawn Versuro Autumn Bronze Multi (ABM)



Sawn Versuro Antique Silver Multi (ASM)



Sawn Versuro Caramel Cream Multi (CCM)



Country Edging, Oatmeal (OTML)



Country Edging, Weathered (WTHRD)



Antique Rope Edging, Midnight Blue (MB)



Victorian Rope Top (RB)



Hewnstone Edging, Autumn (A)



Hewnstone Edging, Light Buff (LB)



HEWNSTONE EDGING, Light Buff, (LB) with FIREDSTONE PAVING, Fired York (FY)

TRADITIONAL BORDERS & EDGINGS

The perfect classic paving complement

Borders and edgings are important elements in garden design and maintenance. Our elegant traditional styles are authentically reproduced to complement more traditional garden designs for stunning pathway transformations, available in a range of colours and finishes.

| | Sizes mm (nominal) | No. items/ pack | Weight (kg/ each) | Weight (kg/ pack) | Colours | Order Select |
|--------------------------------|--------------------|-----------------|-------------------|-------------------|---------------|--------------|
| Traditional Edging | | | | | | |
| Antique Rope Edging | 465 x 170 x 50 | 52 | 5.38 | 280 | MB | ✓ |
| Country Edging | 600 x 150 x 45 | 60 | 9 | 540 | WTHRD OTML | ✓ |
| Victorian Rope Top | 590 x 180 x 50 | 30 | 12.4 | 372 | RB | N/A |
| Victorian Rope Top Corner Post | 60 x 280 x 60 | 12 | 2.2 | 27 | RB | N/A |
| Hewnstone Edging | 200 x 450 x 50 | 20 | 8.6 | 172 | A LB | ✓ |

*Can be obtained in less than full pack quantities – minimum quantity, single units. See Order Select, p16.



www.marshall.co.uk/homeowners



Traditional Paving

Key

Also available as:

Coping **C** Kaleidoscope **K** Paving Basics **PB**

Most people have in mind a colour palette for their project, irrespective of material or texture.
Here you can choose your paving products using this useful colour chart grouped by colour tone and texture.

ARRENTO, Silver — p77



ANTIQUE ALVERNO, Silver Birch Multi — p71



SYMPHONY TUMBLED, Smoke — p75 **NEW**



SCOUTMOOR, Diamond Sawn — p63



PERFECTA, Natural — p87



FIRESTONE, Dusk — p83



ARRENTO, Grey — p77



UTILITY, Richmond/Pendle Natural — p93 **PB**



ARRENTO, Black — p77



ANTIQUE ALVERNO, Silver Limestone Multi — p71



INDIAN SANDSTONE, Grey Multi — p89



LIMESTONE ALURI, Charcoal — p73



RIVEN HARENA, Silver Birch Multi — p66, p67, P69 **K**




SYMPHONY TUMBLED, Storm — p75 **NEW**



TEXTURED UTILITY, Natural — p92 **PB**



PERFECTA, Buff — p87



ARRENTO, Bronze — p77



ARRENTO, Cream — p77



FIRESTONE, Fired York — p83



COACH HOUSE, Cotswold — p78



HERITAGE, Old Yorkstone — p80 **C**



ARRENTO, Beige — p77



SAXON, Buff — p85



ANTIQUE ALVERNO, Autumn Bronze Multi — p71



COACH HOUSE, Pennant — p78



SAXON, Natural — p85



LIMESTONE ALURI, Rustic Ochre Multi — p73



HERITAGE, Weathered Yorkstone — p80 **C**



Traditional Paving cont'd

Key

Also available as:

Coping **C** Kaleidoscope **K** Paving Basics **PB**

Most people have in mind a colour palette for their project, irrespective of material or texture. Here you can choose your paving products using this useful colour chart grouped by colour tone and texture.

ANTIQUE ALVERNO, Golden Sand Multi — p71



TEXTURED UTILITY, Buff — p92
PB




FIREDSTONE, Sunrise — p83



HERITAGE, Yorkstone — p80, p81
C



UTILITY, Richmond/Pendle Buff — p93
PB



LEYBURN, Buff Blend — p90
PB



INDIAN SANDSTONE, Buff Multi — p89
PB



REGENT, Buff — p91
PB



SAXON, Mocha — p85



RIVEN HARENA, Golden Sand Multi — p66, p67



SYMPHONY TUMBLED, Gold — p75 **NEW**



FIREDSTONE, Autumn — p83



INDIAN SANDSTONE, Brown Multi — p89
PB



UTILITY, Richmond, Red — p93
PB



HERITAGE, Calder Brown — p80
C



WOODSTONE SLEEPER, Light Buff — p79



UTILITY, Pendle, Red — p93
PB



SCOUTMOOR, Rustic — p63



RIVEN HARENA, Autumn Bronze Multi — p66, p67, p69
K



LEYBURN, Weathered — p90
PB




CHAPLEGATE — p65 **NEW**



COACH HOUSE, Heathland — p78



WOODSTONE SLEEPER, Dark Brown — p79



SYMPHONY TUMBLED, Bronze — p75 **NEW**



To find your local Register member please visit
www.marshalls.co.uk/findaninstaller



SCOUTMOOR, Diamond Sawn (DS)



SCOUTMOOR, Diamond Sawn (DS)

Traditional and iconic British Yorkstone

Stunning premium British Yorkstone which features in many iconic and prestigious locations across the UK, including Trafalgar Square. Scoutmoor is predominantly blue/grey in colour with sweeping variable brown bands and is available in two finishes; smooth contemporary Diamond Sawn or Rustic, with a lightly flamed surface texture for a more traditional reclaimed stone look.

| | Sizes mm (nominal) | Length mm | Linear metres per size | m ² per size | Weight (kg/pack) | m ² /pack | Colours | Order Select |
|--------------------------------|--------------------|-----------|------------------------|-------------------------|------------------|----------------------|---------|--------------|
| 18m ² Project Pack* | 600 RL** x 20 | 300-900 | 15 | 9 | 954 | 18* | DS R | ✓*** |
| | 400 RL** x 20 | | | 6 | | | | |
| | 200 RL** x 20 | | | 3 | | | | |

*Project Pack contains a minimum of 18m² made up from random length pieces (300-900mm) x width. **RL is abbreviation for Random Length. ***For Order Select details see p16.



SCOUTMOOR

Premium British Yorkstone



- 1: SCOUTMOOR, Diamond Sawn (DS)
- 2: SCOUTMOOR, Rustic (R)

Complete the look
Steps p54, p55, Borders p56, Walling p102, p106,
Decorative Aggregates p120, Driveways p132, p134

This product comes with specific installation guidelines. Please contact our Technical Advisory Team on 0370 411 2233 or visit our website www.marshalls.co.uk/homeowners prior to installation.

For more product notes see p122 or website





CHAPELGATE, Premium Sandstone Paving

Premium Sandstone crafted to produce a traditional reclaimed look

With a traditional riven finish that's been partially polished, Chapelgate offers the look and feel of reclaimed, age worn stone. The inherent colour of the stone has been finished with a colour enhancer to preserve the aged aesthetic.

| | Sizes mm (nominal) | No. items/ pack | m ² /pack | Colours | Order Select |
|--------------|-----------------------|--------------------|----------------------|---------|--------------|
| Project Pack | 560 x 560 x 22 | 10 | 3.14 | CG | ✓ |
| | 655 x 560 x 22 | 10 | 3.67 | | |
| | 750 x 560 x 22 | 10 | 4.20 | | |
| | 845 x 560 x 22 | 10 | 4.7 | | |
| | Area per pack | | 15.71 | | |

*For Order Select details on Project Packs see p16.

CHAPELGATE

Ethically Sourced Sandstone



NEW

1: CHAPLEGATE, (CG)

Complete the look
Steps p54, p55, Borders p56, Walling p104, p110,
Borders p57, Decorative Aggregates p120

This product comes with specific installation guidelines. Please contact our Technical Advisory Team on 0370 411 2233 or visit our website www.marshalls.co.uk/homeowners prior to installation.

For more product notes see p122 or website



RIVEN HARENA

Ethically Sourced Sandstone



- 1: RIVEN HARENA, Golden Sand Multi (GSM)
- 2: RIVEN HARENA, Autumn Bronze Multi (ABM)
- 3: RIVEN HARENA, Silver Birch Multi (SBM)

Complete the look
Steps p54, p55, Borders p57, Walling p103, p110,
Decorative Aggregates p120

This product comes with specific installation guidelines. Please contact our Technical Advisory Team on 0370 411 2233 or visit our website www.marshalls.co.uk/homeowners prior to installation.

For more product notes see p122 or website



RIVEN HARENA Paving, Golden Sand Multi (GSM)

Stunning naturally split sandstone paving

Superior quality, ethically sourced natural sandstone. This naturally split stone provides a beautiful riven surface adding texture and character to your patio. Available in three subtle shades hand selected for colour purity and consistency, with tapered hand finished edges. Co-ordinating circle kits in the same stone are an additional feature offered.



CO₂/M²



Marshall's



Marshall's



Marshall's

££

MID RANGE

| | Sizes mm (nominal) | No. items/ pack | No. / m ² | m ² /pack | Colours | Order Select |
|---------------------------------|--------------------|-----------------|----------------------|----------------------|-------------------|--------------|
| Full Packs | 1130 x 560 x 22 | 30 | | 18.98 | GSM ABM SBM | ✓ |
| | 845 x 560 x 22 | 35 | | 16.6 | | |
| | 560 x 560 x 22 | 60 | | 18.8 | | |
| | 560 x 275 x 22 | 120 | | 18.5 | | |
| | 275 x 275 x 22 | 210 | | 15.9 | | |
| 15.2m ² Project Pack | 845 x 560 x 22 | 15 | 7.1 | 15.25 | GSM ABM SBM | ✓* |
| | 560 x 560 x 22 | 15 | 4.7 | | | |
| | 560 x 275 x 22 | 15 | 2.3 | | | |
| | 275 x 275 x 22 | 15 | 1.1 | | | |

*For Order Select details on Project Packs see p16.



RIVEN HARENA CIRCLE and SQUARING OFF KIT, Silver Birch Multi (SBM) in RIVEN HARENA Paving

Perfect coordination ensures flair and originality

Hand selected from the same elegant natural quartzitic sandstone with a subtly riven surface to match Harena paving, ensuring the perfect blend of products to create stunning garden features. Available in all Harena colour options, hand selected for colour tones to ensure total compatibility.

| | | |
|---|---------------|-------------------|
| 2.84m diameter Circle | No. item/pack | Colours |
| 2 Ring Circle Pack (Centre Stone, 1st Ring) | 16 | GSM ABM SBM |
| Corner Infill Squaring-off Kits | 4 x 5 items* | |

*See p122 Notes page, Circle diagram.



CO₂/M²



Marshall's



Marshall's



Marshall's

££

MID RANGE

RIVEN HARENA

NEW CIRCLE

Ethically Sourced Sandstone



- 1: RIVEN HARENA CIRCLE, Golden Sand Multi (GSM)
- 2: RIVEN HARENA CIRCLE, Autumn Bronze Multi (ABM)
- 3: RIVEN HARENA CIRCLE, Silver Birch Multi (SBM)

Complete the look
Steps p54, p55, Borders p57, Walling p103, p110,
Decorative Aggregates p120

This product comes with specific installation guidelines. Please contact our Technical Advisory Team on 0370 411 2233 or visit our website www.marshalls.co.uk/homeowners prior to installation.

For more product notes see p122 or website





RIVEN HARENA KALEIDOSCOPE Paving & Squaring Off Kit, Autumn Bronze Multi (ABM)

All the appeal of a traditional mosaic finish


The next generation of mosaic or ‘crazy’ paving, creating a delightfully random looking natural stone patio, yet follows a precise laying pattern. Ideal for use as a feature within or for entire patio areas. Hand selected from the same quartzitic sandstone as Harena paving, available in two popular colour choices; Autumn Bronze Multi and Silver Birch Multi. A selection of patterns are available from the Marshalls website.

| Kaleidoscope Paving Pack* | Size mm (nominal) | No. item /pack | m ² /pack | Colours | Order Select |
|--|-------------------|------------------------------------|----------------------|------------|--------------|
| Riven Harena - Kaleidoscope Paving | various x 22 | 16 per pattern 4 patterns/ pack | 10.64 | ABM SBM | ✓ |
| Riven Harena - Kaleidoscope Squaring Off Kit | various x 22 | 10 | 1.15 | | |

*Packs contain a Laying Pattern or Download from website, see below.

RIVEN HARENA KALEIDOSCOPE

Ethically Sourced Sandstone



- 1: RIVEN HARENA KALEIDOSCOPE, Autumn Bronze Multi (ABM)
- 2: RIVEN HARENA KALEIDOSCOPE, Silver Birch Multi (SBM)

Complete the look
Steps p54, p55, Borders p57, Paving p66,
Walling p103, p110, Decorative Aggregates p120

This product comes with specific installation guidelines. Please contact our Technical Advisory Team on 0370 411 2233 or visit our website www.marshalls.co.uk/homeowners prior to installation.

For more product notes see p122 or website



CO₂/M²



EXCEEDED



Fair stone



DELIVER



MID RANGE



ANTIQUE ALVERNO Paving, Silver Birch Multi (SBM).
Edged with DRIVESETT TEGULA, Pennant Grey (PG).
Walling surround is OLD MILL BRICK, Sunset (SUN).



ANTIQUE ALVERNO Paving,
Silver Limestone Multi (SLM)

Beautiful aged finish with character and presence

Antique premium quality stone with rich and natural colours, designed to add character and presence to any garden. This ethically sourced natural stone is specially processed to achieve a subtly distressed finish with soft, timeworn edges. Carefully hand selected for consistency of natural colour.

| | Sizes mm (nominal) | No. items/ pack | No. /m ² | m ² /pack | Colours | Order Select |
|---|--------------------|-----------------|---------------------|----------------------|--------------------------|--------------|
| Antique 15.5m ² Project Pack | 845 x 560 x 22 | 4 | 2.1 | 15.53 | ABM SBM GSM SLM | ✓* |
| | 702 x 560 x 22 | 6 | 2.5 | | | |
| | 560 x 560 x 22 | 8 | 3.2 | | | |
| | 560 x 417 x 22 | 6 | 4.3 | | | |
| | 560 x 275 x 22 | 12 | 6.5 | | | |
| | 417 x 417 x 22 | 16 | 5.8 | | | |
| | 417 x 275 x 22 | 16 | 8.7 | | | |
| | 275 x 275 x 22 | 12 | 13.2 | | | |

*For Order Select details on Project Packs see p16.



CO₂/M²



Marshall's



Marshall's




Marshall's



MID RANGE

ANTIQUE ALVERNO

Ethically Sourced Indian Stone



- 1: ANTIQUE ALVERNO, Autumn Bronze Multi (ABM)
- 2: ANTIQUE ALVERNO, Silver Birch Multi (SBM)
- 3: ANTIQUE ALVERNO, Golden Sand Multi (GSM)
- 4: ANTIQUE ALVERNO, Silver Limestone Multi (SLM)

Complete the look
Steps p54, p55, Borders p56, Walling p103, p110
Decorative Aggregates p120

This product comes with specific installation guidelines. Please contact our Technical Advisory Team on 0370 411 2233 or visit our website www.marshalls.co.uk/homeowners prior to installation.

For more product notes see p123 or website



SCAN PAGE



LIMESTONE ALURI Paving, Rustic Ochre Multi (ROM).
Designed & installed by PJB Groundworks Ltd. Darlington



LIMESTONE ALURI Paving, Charcoal (CL).
Edged with DRIVESETT KERB, Pennant Grey (PG),
NATURAL STONE SETTS Sawn & Tumbled, Silver Birch (SB)

Stunning natural textured limestone

The beautiful, natural texture of ethically sourced Limestone Aluri creates a truly unique finish in any setting. The inherent characteristics and veining in Limestone Aluri creates stunning individual character. Available in two striking colourways, with Rustic Ochre Multi and Charcoal offering a lighter, riven surface texture.



CO₂/M²



Fair Stone



DELIVER



MID RANGE

| | Sizes mm (nominal) | No. items/ pack | No. /m ² | m ² / pack | Colours | Order Select |
|---------------------------------|--------------------|-----------------|---------------------|-----------------------|-----------|--------------|
| Full Packs | 845 x 560 x 22 | 35 | 2.1 | 16.56 | CL | ✓ |
| | 560 x 560 x 22 | 60 | 3.2 | 18.82 | | |
| | 560 x 275x 22 | 120 | 6.5 | 18.48 | | |
| | 275 x 275 x 22 | 210 | 13.2 | 15.90 | | |
| 11.2m ² Project Pack | 845 x 560 x 22/25* | 9 | 2.1 | 11.25 | ROM CL | ✓** |
| | 560 x 560 x 22/25* | 8 | 3.2 | | | |
| | 560 x 417 x 22/25* | 10 | 4.3 | | | |
| | 560 x 275 x 22/25* | 10 | 6.5 | | | |
| | 275 x 275 x 22/25* | 8 | 13.2 | | | |

*Please note, Charcoal Limestone is calibrated to 22mm thickness and Rustic Ochre Multi is calibrated to 25mm. **For Order Select details on Project Packs see p16.

LIMESTONE ALURI

Premium Grade Limestone



- 1: LIMESTONE ALURI, Rustic Ochre Multi (ROM)
- 2: LIMESTONE ALURI, Charcoal (CL)

Complete the look
Steps p54, p55, Borders p56, Walling p103, p104, p110,
Decorative Aggregates p120

This product comes with specific installation guidelines. Please contact our Technical Advisory Team on 0370 411 2233 or visit our website www.marshalls.co.uk/homeowners prior to installation.

For more product notes see p123 or website



www.marshalls.co.uk/homeowners



SCAN PAGE



SYMPHONY TUMBLED, Smoke (SSM)

Elegance personified with low maintenance and high performance

Symphony Tumbled vitrified paving creates a natural, stylish finish together with all the benefits of lower water absorption, reduced staining and low maintenance, underpinned by outstanding performance properties in use. The single size flags feature a distressed edge to give an aged appearance and provide a softer timeless look to any patio area.

| Vitrified Paving | Sizes mm (nominal) | Quantity (per pack) | m ² /pack (per pack) | Colours | Order Select |
|------------------|--------------------|---------------------|---------------------------------|--------------------------|--------------|
| Single Size Pack | 800 x 400 x 20 | 48 | 15.36 | SGO SBR SSM SST | ✓ |

To simplify installation, the correct amount of jointing compound is provided on all full pack orders of Symphony products. Or you can request NEW Premierpoint external paving grout (see p95) to be substituted for a small additional cost.

SYMPHONY™ TUMBLED

Vitrified Paving



- 1: SYMPHONY TUMBLED, Gold (SGO)
- 2: SYMPHONY TUMBLED, Bronze (SBR)
- 3: SYMPHONY TUMBLED, Smoke (SSM)
- 4: SYMPHONY TUMBLED, Storm (SST)

Complete the look
Steps p54, p55, Borders p56, Walling p102, p104, p110,
Decorative Aggregates p120



This product comes with specific installation guidelines. Please contact our Technical Advisory Team on 0370 411 2233 or visit our website www.marshalls.co.uk/homeowners prior to installation.

For more product notes see p123 or website



SCAN PAGE



ARRENTO, Silver (SV) Paving




ARRENTO, Beige (BG), Edged with SAWN VERSURO BULLNOSE STEP Edging, Golden Sand Multi (GSM).

Stylish low maintenance indoor and outdoor choice


This high-end stylish paving exhibits class leading strength and technical prowess beneath its elegant designs. Arrento vitrified paving is exceedingly practical requiring minimal maintenance as it absorbs little or no moisture, offering few opportunities for moss and algae growth. Ideal in a variety of settings, Arrento is available in a range of desirable colours.

| Vitrified Paving | Sizes mm (nominal) | Quantity | m ² /pack | Colours | Order Select |
|------------------|--------------------|----------|----------------------|------------------------|--------------|
| Single Size Pack | 595 x 595 x 20 | 64 | 23.04 | CM, BG, BZ, SV, GR, BK | |



ARRENTO

Vitrified Paving



- 1: ARRENTO, Cream (CM)
- 2: ARRENTO, Beige (BG)
- 3: ARRENTO, Bronze (BZ)
- 4: ARRENTO, Silver (SV)
- 5: ARRENTO, Grey (GR)
- 6: ARRENTO, Black (BK)

Complete the look
Steps p54, p55, Borders p56, Walling p102-110,
Decorative Aggregates p120

This product comes with specific installation guidelines. Please contact our Technical Advisory Team on 0370 411 2233 or visit our website www.marshalls.co.uk/homeowners prior to installation.

For more product notes see p123 or website



SCAN PAGE

COACH HOUSE®

Paving



- 1: COACH HOUSE, Heathland (HL)
- 2: COACH HOUSE, Cotswold (C)
- 3: COACH HOUSE, Pennant (P)

Complete the look
Steps p54, p55, Borders p57, Walling p103, p110,
Jointing p94, Decorative Aggregates p120

This product comes with specific installation guidelines. Please contact our Technical Advisory Team on 0370 411 2233 or visit our website www.marshalls.co.uk/homeowners prior to installation.

For more product notes see p123 or website



COACH HOUSE PAVING, COTSWOLD (C).
EDGING, TEGULA KERB, TRADITIONAL (TRA).

Perfect patio paving and focal points

Cast from genuine reclaimed Yorkshire flagstones with a range of face profiles for an authentic aged and weathered look.

| | Sizes mm (nominal) | No. items/ pack | m²/pack | Colours | Order Select |
|--------------------|--------------------|-----------------|---------|--------------|--------------|
| Project Pack 9.7m² | 900 x 600 x 35 | 6 | 9.7 | HL C P | ✓* |
| | 600 x 600 x 35 | 12 | | | |
| | 600 x 300 x 35 | 6 | | | |
| | 300 x 300 x 35 | 12 | | | |

*For Order Select details on Project Packs see p16.


CO₂/M²






MID RANGE



WOODSTONE SLEEPERS, Dark Brown (DB).
Aggregate, Atlantic Cobbles, Blue Slate

All the beauty of wood in durable concrete

Realistic looking sleepers combining all the aesthetic advantages of wood with the durability and practicality of concrete for reduced maintenance requirements.

| | Sizes mm (nominal) | No. items/ pack | No. /m² | m² /pack | Colours | Order Select |
|--------------------|--------------------|-----------------|---------|----------|---------|--------------|
| Woodstone Sleepers | 800 x 200 x 40 | 24 | 6.3 | 3.8 | LB, DB | ✓ |

Complete the look
Jointing p94, Borders p57, Walling p110, p114,
Decorative Aggregates p120, p121

This product comes with specific installation guidelines. Please contact our Technical Advisory Team on 0370 411 2233 or visit our website www.marshalls.co.uk/homeowners prior to installation.


For more product notes see p123 or website



- 1: WOODSTONE SLEEPER, Light Buff (LB)
- 2: WOODSTONE SLEEPER, Dark Brown (DB)

HERITAGE®

Paving



- 1: HERITAGE PAVING, Calder Brown (CB)
- 2: HERITAGE PAVING, Yorkstone (Y)
- 3: HERITAGE PAVING, Old Yorkstone (OY)
- 4: HERITAGE PAVING, Weathered Yorkstone (WYS)

Complete the look
Steps p54, p55, Borders p57, Walling p112, p114, Coping p118, Decorative Aggregates p120

This product comes with specific installation guidelines. Please contact our Technical Advisory Team on 0370 411 2233 or visit our website www.marshalls.co.uk/homeowners prior to installation.
For more product notes see p123 or website



HERITAGE Paving and Coping, Yorkstone (Y), DRIVESETT TEGULA Walling, Cotswold (C), Paving edged with DRIVESETT TEGULA, Traditional (TR).

Elegant and traditional riven sandstone look

With a natural riven look and a choice of colours and accessories designed to complement every garden space, Heritage is cast from split stone flags with mason fettled edges. Versatile and elegant, Heritage offers a popular and attractive paving choice.

| | Sizes mm (nominal) | No. items/ pack | No. /m² | m²/pack | Colours | Order Select |
|--------|--------------------|-----------------|---------|---------|----------------------|--------------|
| Paving | 600 x 600 x 38 | 22 | 2.8 | 7.9 | CB Y OY WYS | ✓ |
| | 600 x 450 x 38 | 22 | 3.7 | 5.9 | | |
| | 600 x 300 x 38 | 44 | 5.6 | 7.9 | | |
| | 450 x 450 x 38 | 44 | 4.9 | 8.9 | | |
| | 300 x 300 x 38 | 44 | 11.1 | 4.0 | | |


CO₂/M²


MADE IN BRITAIN


DELIVER


MID RANGE



HERITAGE CIRCLE, Yorkstone (Y), DRIVESETT TEGULA Walling, Cotswold (C)

Be adventurous and add a circle


Circle features, large or small, will add more design opportunities and create unique patio spaces that you can enjoy for years to come.

| | Sizes mm (nominal) | No. items/ pack | Colours | Order Select |
|--------------------|-----------------------------------|-----------------|---------------|--------------|
| Circles | | | | |
| 2 Ring Circle Pack | Centre Stone, 1st ring & 2nd ring | 25 | CB Y OY | ✓ |

| | Sizes mm (nominal) | No. items/ pack | No. / circle | Colours | Order Select |
|--------------------------|---------------------|-----------------|--------------|---------|--------------|
| 2 Ring Squaring-off Kits | | | | | |
| Corner Section | 600 x 400 x 38 | 16 | 4 | Y | ✓ |
| LH Section | 450 x 400/ 180 x 38 | | | | |
| RH Section | 450 x 400/ 180 x 38 | | | | |
| Centre Section | 590 x 180 x 38 | | | | |

HERITAGE® CIRCLE

Paving



- 1: HERITAGE CIRCLE, Calder Brown (CB)
- 2: HERITAGE CIRCLE, Yorkstone (Y)
- 3: HERITAGE CIRCLE, Old Yorkstone (OY)

Complete the look
Steps p54, p55, Borders p57, Walling p114, Coping p118, Decorative Aggregates p120

This product comes with specific installation guidelines. Please contact our Technical Advisory Team on 0370 411 2233 or visit our website www.marshalls.co.uk/homeowners prior to installation.
For more product notes see p123 or website





FIREDSTONE Paving, Dusk (D), MARSHALITE
Rustic Walling, Ash Multi (AM)



FIREDSTONE Paving, Autumn (A)

Traditional style in a range of colours


Stylish and versatile paving, moulded from original flame treated and mason fettled flagstones. With an attractive colour palette and a light, tactile texture, Firedstone is designed to brighten and enhance even the shadiest of garden spaces.

| | Sizes mm (nominal) | No. items per pack | No./m ² | m ² /pack | Colours | Order Select |
|------------------------------|--------------------|--------------------|--------------------|----------------------|-------------------|--------------|
| Single Size Pack | 600 x 600 x 38 | 22 | 2.8 | 7.9 | FY D S A | ✓ |
| | 600 x 300 x 38 | 44 | 5.6 | 7.9 | | |
| | 300 x 300 x 38 | 44 | 11.1 | 4.0 | | |
| 5m ² Project Pack | 600 x 600 x 38 | 8 | | 5 | FY D S A | ✓* |
| | 600 x 300 x 38 | 10 | | | | |
| | 300 x 300 x 38 | 4 | | | | |

*Details of Order Select for Project Packs see p16.



FIREDSTONE® Paving



- 1: FIREDSTONE, Fired York (FY)
- 2: FIREDSTONE, Dusk (D)
- 3: FIREDSTONE, Sunrise (S)
- 4: FIREDSTONE, Autumn (A)

Complete the look
Steps p54, p55, Borders p57, Walling p112, p114, Coping p118, Decorative Aggregates p120

This product comes with specific installation guidelines. Please contact our Technical Advisory Team on 0370 411 2233 or visit our website www.marshalls.co.uk/homeowners prior to installation.

For more product notes see p123 or website





SAXON Paving, Natural (N). Edged with DRIVESETT ARGENT, Dark (DK)
Designed by Onkar Nandra & installed by Central Drives, Rugeley, Staffs.



SAXON Paving, Buff (B)

Attractive exposed aggregates for character and performance

Saxon has a distinctive textured finish, providing a practical, non-slip surface popular with families for safety and performance. Matching edgings are available to achieve an attractive and coordinated end result.

| | Sizes mm (nominal) | No. items/ pack | No. /m² | m² /pack | Colours | Order Select |
|--------|--------------------|-----------------|---------|----------|-------------|--------------|
| Paving | 600 x 600 x 35 | 30 | 2.8 | 10.8 | B N M | ✓ |
| | 600 x 300 x 35 | 30 | 5.6 | 5.4 | | ✓ |
| | 450 x 450 x 35 | 60 | 4.9 | 12.2 | | ✓* |
| | 300 x 300 x 35 | 60 | 11.1 | 5.4 | | ✓ |


*Available in Mocha only.


CO₂/M²


MADE IN BRITAIN


MID RANGE

SAXON® Paving



- 1: SAXON, Buff (B)
- 2: SAXON, Natural (N)
- 3: SAXON, Mocha (M)

Complete the look
Steps p54, p55, Borders p57, Jointing p94, Walling p112, p114, Coping p118, Decorative Aggregates p120

This product comes with specific installation guidelines. Please contact our Technical Advisory Team on 0370 411 2233 or visit our website www.marshalls.co.uk/homeowners prior to installation.

For more product notes see p123 or website





PERFECTA Paving, Buff (B).
Designed & installed by Exotic Landscapes Ltd, Bracknell

Authentic visible aggregates and a smooth polished finish

Offering a smooth, ground terrazzo look at an affordable price, Perfecta is designed to complement all property styles, featuring visible Yorkstone aggregates and a smooth finish combined with practical, non slip benefits.

| | Sizes mm (nominal) | No. items/ pack | No. /m² | m²/pack | Colours | Order Select |
|--------|--------------------|-----------------|---------|---------|---------|--------------|
| Paving | 450 x 450 x 35 | 60 | 4.9 | 12.2 | N B | ✓ |
| | 600 x 600 x 35 | 30 | 2.8 | 10.8 | | |

PERFECTA® Paving



- 1: PERFECTA, Natural (N)
- 2: PERFECTA, Buff (B)

Complete the look
Steps p54, p55, Borders p57, Walling p112-116,
Coping p118, Decorative Aggregates p120

This product comes with specific installation guidelines. Please contact our Technical Advisory Team on 0370 411 2233 or visit our website www.marshalls.co.uk/homeowners prior to installation.

For more product notes see p123 or website



CO₂/M²



MADE IN BRITAIN



DELIVER



MID RANGE

Marshall's Basics

Great value products for functional applications

Marshalls Basics product range offers excellent, hardwearing and value for money solutions for more functional environments.

Basics paving is perfect for non-decorative hard standing areas such as shed floors, storage spaces and other practical surfaces.



INDIAN SANDSTONE, Buff Multi (BM)

All the charm of natural stone

Our ethically sourced standard Indian Sandstone is a budget range of natural stone with a calibrated thickness. Though the colour blend is more random, it still has the charm of natural stone at an affordable price. Circles are also available.

| | Sizes mm (nominal) | No. items/ pack | No./ m² | m²/pack | Colour |
|--|-----------------------|--------------------|------------|---------|-----------------|
| Standard Indian Sandstone Full Packs | | | | | |
| Calibrated 22mm Thickness | 845 x 560 | 37 | 2.1 | 17.5 | GM BM BRM |
| | 560 x 560 | 64 | 3.2 | 20.1 | |
| | 560 x 275 | 128 | 6.5 | 19.7 | |
| | 275 x 275 | 128 | 13.2 | 9.7 | |

| Standard Indian Sandstone – Calibrated 22mm | | | | | |
|---|-----------------------|--------------------|----------------------|--------|----------------|
| 15m ² Project Pack* | 845 x 560 | 12 | 15.23 | 2.1 | GN BM BR |
| | 560 x 560 | 12 | | 3.2 | |
| | 560 x 417 | 12 | | 4.3 | |
| | 560 x 275 | 13 | | 6.5 | |
| | 275 x 275 | 13 | | 13.2 | |
| | Sizes mm (nominal) | No. items /pack | m ² /pack | Colour | |

2 Ring Circle Pack

| | | | | |
|------------|----------|-----|-----|-----------|
| Calibrated | 2840 dia | 37* | 6.3 | BM BRM |
|------------|----------|-----|-----|-----------|

*1 centre stone, 12 inner ring, 24 outer ring.

INDIAN SANDSTONE

Paving



- 1: INDIAN SANDSTONE, Grey Multi (GM)
2: INDIAN SANDSTONE, Buff Multi (BM)
3: INDIAN SANDSTONE, Brown Multi (BRM)

This product comes with specific installation guidelines. Please contact our Technical Advisory Team on 0370 411 2233 or visit our website www.marshalls.co.uk/homeowners prior to installation.


For more product notes see p123 or website



SCAN PAGE

LEYBURN®

Paving



1: LEYBURN, Buff Blend (BB)
2: LEYBURN, Weathered (W)

Complete the look
Steps p54, p55, Borders p57, Walling p112-116, Coping p118, Decorative Aggregates p120

This product comes with specific installation guidelines. Please contact our Technical Advisory Team on 0370 411 2233 or visit our website www.marshalls.co.uk/homeowners prior to installation.

For more product notes see p123 or website



LEYBURN Paving, Buff Blend (BB), edged with
DRIVELINE 50, Charcoal (CH)

Rugged and hardwearing flags

Ideal for basic patios and utility areas, Leyburn is a rugged and hardwearing flag available in two attractive colours, ideal for those looking to trade up from a basic utility paving to a more distinctive option.

| | Sizes mm (nominal) | No. items/ pack | No. /m²* | m²/pack | Colours |
|--------|-----------------------|--------------------|----------|---------|---------|
| Paving | 450 x 450 x 40 | 44 | 4.9 | 8.91 | BB W |
| | 600 x 600 x 40 | 22 | 2.8 | 7.92 | |

*Assumes nominal 10mm joint width.



REGENT Paving, Buff (B), edged with
DRIVESETT TEGULA, Pennant Grey (PG)

Traditional and practical riven look

Offering an attractive and practical riven look at an affordable price, Regent paving is the premier low carbon paving designed for patio areas. Dovetails with a range of accessories, with three sizes providing a choice of layout options.

| | Sizes mm (nominal) | No. items/ pack | No. /m² | m²/pack | Colour | Order Select |
|--------|-----------------------|--------------------|---------|---------|--------|-----------------|
| Paving | 600 x 600 x 38 | 30 | 2.8 | 10.8 | B | ✓ |
| | 600 x 300 x 38 | 30 | 5.6 | 5.4 | | |
| | 300 x 300 x 38 | 60 | 11.1 | 5.4 | | |



REGENT®

Paving



1: REGENT, Buff (B)

Complete the look
Borders p57, Walling p112-116, Coping p118, Decorative Aggregates p120

This product comes with specific installation guidelines. Please contact our Technical Advisory Team on 0370 411 2233 or visit our website www.marshalls.co.uk/homeowners prior to installation.

For more product notes see p123 or website



TEXTURED UTILITY

Paving



1: TEXTURED UTILITY, Buff (B)
2: TEXTURED UTILITY, Natural (N)



TEXTURED UTILITY Paving, Natural (N)



UTILITY Paving, Pendle, Buff (B)

Practical option for utility areas

Available in one size with an attractively textured finish, this paving is an ideal budget choice for utility areas, providing an alternative to standard grey paving for the practical areas around the home.

| | Sizes mm (nominal) | No. items/ pack | No. /m²* | m²/pack | Colours |
|--------|--------------------|-----------------|----------|---------|---------|
| Paving | 450 x 450 x 32 | 64 | 4.9 | 13.0 | B N |

*Assumes nominal 10mm joint width.

No nonsense paving for utility areas

Providing practical hardstanding at a budget cost, Utility Paving offers a hardwearing and effective solution.

| | Sizes mm (nominal) | No. items/ pack | No. /m²* | Colours |
|----------|--------------------|-----------------|----------|---------|
| Richmond | 450 x 450 x 32 | 60 | 4.7 | N R B |
| | 600 x 600 x 38 | 25 | 2.7 | N B |
| Pendle | 450 x 450 x 32 | 60 | 4.7 | N R B |
| | 600 x 600 x 38 | 25 | 2.7 | N B |

*Assumes nominal 10mm joint width.

UTILITY

Paving



1: UTILITY, Richmond, Red (R)
2: UTILITY, Pendle, Red (R)
3: UTILITY, Richmond, Buff (B)
4: UTILITY, Pendle, Buff (B)
5: UTILITY, Richmond, Natural (N)
6: UTILITY, Pendle, Natural (N)

This product comes with specific installation guidelines. Please contact our Technical Advisory Team on 0370 411 2233 or visit our website www.marshalls.co.uk/homeowners prior to installation.

For more product notes see p123 or website

This product comes with specific installation guidelines. Please contact our Technical Advisory Team on 0370 411 2233 or visit our website www.marshalls.co.uk/homeowners prior to installation.

For more product notes see p123 or website



WEATHERPOINT®
365
Jointing Compound



1: WEATHERPOINT 365, Stone Grey (SGR)
2: WEATHERPOINT 365, Buff (B)



This product comes with specific installation guidelines. Please contact our Technical Advisory Team on 0370 411 2233 or visit our website www.marshalls.co.uk/homeowners prior to installation.
For more product notes see p123 or website



All weather jointing material

Transforming the job of pointing paving; Weatherpoint 365 all weather jointing material speeds up installation times, reduces labour involvement and can be laid all year round come rain or shine. No mixing or waste – Weatherpoint 365 sets like concrete and will even resist jet washing and weeds.
Suitable for use with all types of paving materials, except Granite Eclipse and Lazaro Marble.
Weatherpoint 365 is not recommended for use on Driveways.

| | Weight per tub | Weight per pallet | Number of tubs per pallet | Coverage per tub |
|------------|----------------|-------------------|---------------------------|------------------|
| Stone Grey | 15kg | 1080kg | 15.12 | 7m ² |
| Buff | | | | |

*Coverage is a guide based on a 450 x 450 plan size with 10mm joints at 35mm deep. Weatherpoint 365 is available to order by the single unit.



Versatile external paving grout

Enhance your paving finish with Premierpoint; this versatile material is an external paving grout developed for use on all types of natural stone, vitrified and concrete paving, and driveways when laid on a rigid bed.
There is no surface staining when applied according to installation instructions, even on granites and marbles. It creates an attractive, smooth finish with no need to strike.
Ideal for use on a wide range of joint widths, including 5-8mm narrow, 8-15mm traditional and up to 50mm in width on driveway setts, in a natural colourway to match all project requirements.

| | Weight per bag | Bags per pallet | Coverage per bag* | Order Select |
|---------|----------------|-----------------|-------------------|--------------|
| Natural | 25kg | 40 | 5m ² | ✓ |

*Premierpoint is available Order Select by the single bag.
**Coverage is a guide based on a 450 x 450 plan size with 10mm joints and 35mm depth.

Every SYMPHONY Paving pack purchased includes its own proprietary jointing compound. Alternatively on request, NEW Premierpoint external paving grout can be substituted for a small additional charge.

PREMIERPOINT™
External Paving Grout



NEW

1: PREMIERPOINT, Natural



This product comes with specific installation guidelines. Please contact our Technical Advisory Team on 0370 411 2233 or visit our website www.marshalls.co.uk/homeowners prior to installation.
For more product notes see p123 or website



Walling & Accessories



STONEFACE DRYSTACK VENEER Walling, Copper Slate

Find your style

Whatever the style of your home, you will often require external walling to define some areas, confine others or make a barrier for privacy. We have a selection of premium walling products that complement our ranges of driveways and garden paving to achieve even the most ambitious projects.

Contemporary Walling

For those properties that wish to achieve a smart and modern space



- p 98 WALLING SWATCHES
- p 102 SAWN VERSURO WALLING
- p 104 STONEFACE DRYSTACK VENEER
- p 106 STONEFACE SAWN VENEER
- p 108 ARGENT

Traditional Walling

Designed to enhance and coordinate with all traditional architectural styles



- p 110 TRADITIONAL NATURAL STONE
- p 112 OLD MILL BRICK
- p 114 TEGULA
- p 115 CROFT STONE
- p 116 MARSHALITE

ACCESSORIES

- p 118 COPINGS & CAPS
- p 120 DECORATIVE AGGREGATES
- p 122 PAVING & WALLING NOTES

Walling

Most people have in mind a colour palette for their project, irrespective of material or texture. Here you can choose your walling products using this useful colour chart grouped by colour tone and texture.

Key Also available as:

| | | | | | |
|--------|----------|----------|----------|--------|----------|
| Border | B | Driveway | D | Paving | P |
| Coping | C | Edging | E | | |



To find your local Register member please visit
www.marshalls.co.uk/findaninstaller

Walling cont'd

Most people have in mind a colour palette for their project, irrespective of material or texture. Here you can choose your walling products using this useful colour chart grouped by colour tone and texture.

Key Also available as:

Border

B

Driveway

D

Paving


P

Coping

C

Edging

E





SAWN VERSURO Walling, Caramel Cream Multi (CCM) with Autumn Bronze Multi (ABM) feature band. SAWN VERSURO Paving, Caramel Cream Multi (CCM)



SAWN VERSURO Walling & Coping, Autumn Bronze Multi (ABM)

The elegant, smooth and contemporary choice

Elegant Sawn Versuro walling provides a smooth and contemporary finish to enhance any garden setting, made from the same ethically sourced quartzitic Indian Sandstone as the Sawn Versuro range to give a perfect match.

Complete the look
Steps p54, p55, Borders p56, Paving p30-38, Decorative Aggregates p120



| | Sizes mm (nominal) | No. items/ pack | m/ pack | Colours | Order Select |
|-----------------------------|-----------------------|-----------------------|------------|-------------------------|--------------|
| Sawn 4 Size Project Pack | 500 x 100 x 100 | 28 | 4 | GSM CCM ABM SM | ✓** |
| | 400 x 100 x 100 | 28 | | | |
| | 300 x 100 x 100 | 28 | | | |
| | 200 x 100 x 100 | 32 | | | |
| Sawn Versuro Coping | | | | | |
| Straight Coping | 500 x 136 x 50 | 50 | | GSM CCM ABM SM | ✓ |

**Order Select will be in 1m random pattern Sawn Versuro Coping is faced on 3 sides.

SAWN VERSURO WALLING

Ethically Sourced Sandstone



- 1: SAWN VERSURO, Golden Sand Multi (GSM)
- 2: SAWN VERSURO, Caramel Cream Multi (CCM)
- 3: SAWN VERSURO, Autumn Bronze Multi (ABM)
- 4: SAWN VERSURO, Silver Multi (SM)

Marshall's recommended adhesive is Marshall's M-Fix.



This product comes with specific installation guidelines. Please contact our Technical Advisory Team on 0370 411 2233 or visit our website www.marshall.co.uk/homeowners prior to installation.

For more product notes see p123 or website





STONEFACE DRYSTACK VENEER, Copper Slate (CS).
Coping is SYMPHONY, Dark (SD) paving cut to size.
Designed & installed by Garden TLC, Oldham

Stunning natural stone walling veneers

Achieve a stunning contemporary finish that transforms existing or purpose built flat walls quickly and easily with Marshalls Stoneface Drystack walling. These attractive natural stone veneers use a clever Z-cut panel format to disguise joint lines for a seamless effect.

| Drystack Packs* | Sizes mm (nominal) | No. items/ pack | m²/pack | Colours |
|-----------------|--------------------|-----------------|---------|----------------------------------|
| Z shape | 150 x 550 | 7 | 0.5775 | CS HM OQ NQ SV SD |
| Corner | 150 x 550 | 7 | 0.5775 | |

Product comes supplied with primer and adhesive.
*Minimum order for mainland UK is 5 boxes, carriage-paid.

Complete the look
Paving p30-41, p46-52, Coping p118,
Decorative Aggregates p120



STONEFACE® DRYSTACK VENEER

Walling



- 1: STONEFACE DRYSTACK VENEER, Copper Slate (CS)
- 2: STONEFACE DRYSTACK VENEER, Harvest Mix Quartzite (HM)
- 3: STONEFACE DRYSTACK VENEER, Oyster Quartzite (OQ)
- 4: STONEFACE DRYSTACK VENEER, Nero Quartzite (NQ)
- 5: STONEFACE DRYSTACK VENEER, Slate Verte (SV)
- 6: STONEFACE DRYSTACK VENEER, Slate Dusk (SD)

This product comes with specific installation guidelines. Please contact our Technical Advisory Team on 0370 411 2233 or visit our website www.marshalls.co.uk/homeowners prior to installation.

For more product notes see p123 or website



STONEFACE SAWN VENEER Walling, Caramel Cream Multi (CCM).
Designed & installed by Brighthouse Driveways Ltd, Brighthouse

Simple and striking contemporary elegance

These beautiful natural stone veneers have been designed to clad existing or purpose built flat walls, combining all the aesthetics of sawn stone walling with the ease of the Stoneface installation method. Hand selected for a consistently matched colour blend, Stoneface Sawn Veneer walling coordinates perfectly with all Sawn Versuro products.

| | Sizes mm (nominal) | No. items/ pack | m ² /pack | Colours |
|------------------|--------------------|-----------------|----------------------|-------------------------|
| 5 Size Mixed Box | 500 x 100 x 15 | 4 | | GSM CCM ABM SM |
| | 400 x 100 x 15 | 4 | | |
| | 300 x 100 x 15 | 4 | | |
| | 200 x 100 x 15 | 4 | | |
| | 100 x 100 x 15 | 4 | | |
| Total/Box | | 20 | 0.6m ² | |

Product comes supplied with primer and adhesive.
Minimum order for mainland UK is 5 boxes.

Complete the look
Paving p30-41, p46-52, Steps p54, Coping p118,
Decorative Aggregates p120


CO₂/M²


Marshall's


Marshall's




MID RANGE

STONEFACE® SAWN VENEER

Walling



- 1: STONEFACE SAWN VENEER, Golden Sand Multi (GSM)
- 2: STONEFACE SAWN VENEER, Caramel Cream Multi (CCM)
- 3: STONEFACE SAWN VENEER, Autumn Bronze Multi (ABM)
- 4: STONEFACE SAWN VENEER, Silver Multi (SM)

This product comes with specific installation guidelines. Please contact our Technical Advisory Team on 0370 411 2233 or visit our website www.marshall.co.uk/homeowners prior to installation.

For more product notes see p123 or website



ARGENT Walling, DARK (DK), ARGENT Coping, Dark (DK), ARGENT COARSE Paving, Light (LT)



ARGENT Walling, Dark (DK), ARGENT Coping, Light (LT). Designed & installed by Habitat Landscapes Ltd, Bedford

The perfect choice for contemporary designs


Clean lines, contemporary colours and an attractive granite texture and sparkle give Argent walling a cutting edge, modern look and feel. This walling is the perfect partner for other Argent products, creating a distinctive and cohesive finish.

Complete the look
Paving p40, p52, Coping p118, Decorative Aggregates p120

| | Sizes mm (nominal) | No. items/ pack | No. /m ² | m ² /pack | Colours | Order Select |
|----------------|--------------------|-----------------|---------------------|----------------------|---------|--------------|
| Argent Walling | 440 x 140 x 100 | 90 | 15.2 | 6.1 | DK LT | ✓* |

*Order Select supplied in minimum 1m². Blocks are faced on one side only. Quoin Ends are available through Order Select see p16.

ARGENT® Walling



- 1: ARGENT Walling, Light (LT)
- 2: ARGENT Walling, Dark (DK)



This product comes with specific installation guidelines. Please contact our Technical Advisory Team on 0370 411 2233 or visit our website www.marshalls.co.uk/homeowners prior to installation.

For more product notes see p123 or website





TRADITIONAL NATURAL STONE,
Pitched Face Walling, Autumn Bronze (AB)



TRADITIONAL NATURAL STONE, Pitched Face Walling, Silver Birch (SB).
Designed & installed by Perfect Paving, Keston

Traditional style in a range of colours

Create striking features with Marshalls attractive pitched or tumbled finished Traditional Natural Stone walling. Made from ethically sourced sandstone and available in two attractive colours, hand selected for consistency and designed to blend perfectly with Marshalls natural stone paving products.

Complete the look
Paving p64, p66, p68, p70, p72, Coping p118,
Decorative Aggregates p120

| | Sizes mm (nominal) | No. items/ pack | No./m ² † | m ² /pack† | Colours | Order Select |
|---------|-----------------------|--------------------|----------------------|-----------------------|----------|-----------------|
| Tumbled | 220 x 100 x 65 | 290 | 58 | 5.00 | SB AB | ✓* |
| | 300 x 100 x 65 | 215 | 43 | | | |
| Pitched | 220 x 100 x 65 | 290 | 58 | 5.00 | SB AB | ✓* |
| | 300 x 100 x 65 | 215 | 43 | | | |


†Includes 10mm joints.

*Order Select supplied in one size block, 1m² minimum see p16.



TRADITIONAL NATURAL STONE

Ethically Sourced Sandstone



- 1: TRADITIONAL NATURAL STONE, Pitched Face, Silver Birch (SB)
- 2: TRADITIONAL NATURAL STONE, Pitched Face, Autumn Bronze (AB)
- 3: TRADITIONAL NATURAL STONE, Tumbled, Silver Birch (SB)
- 4: TRADITIONAL NATURAL STONE, Tumbled, Autumn Bronze (AB)

Pitched Face Walling is faced on one side and two ends.
Tumbled Walling is faced on all sides.

This product comes with specific installation guidelines. Please contact our Technical Advisory Team on 0370 411 2233 or visit our website www.marshalls.co.uk/homeowners prior to installation.

For more product notes see p123 or website



SCAN PAGE



OLD MILL BRICK Walling, Sunset (SUN).
Designed & installed by Jason Clarke
Classic Paving, Cheshire

All the charm of traditional handmade brick

Recreating the timeless, warm look of quality crafted brickwork, Old Mill Brick offers the character and beauty found in historic handmade bricks. This authentic, vintage appearance has all the benefits of frost resistance and the strength of modern brick.

| | Size mm (nominal) | No. items/ pack | No. /m ² | m ² /pack | Colour | Order Select |
|----------------|----------------------|--------------------|---------------------|----------------------|--------|-----------------|
| Old Mill Brick | 215 x 102.5 x 65 | 452 | 59 | 7.7 | SUN | ✓ |

*Assumes nominal 10 mm joint width.

Complete the look
Paving p64, p76-86, Coping p118,
Decorative Aggregates p120



CO₂/M²







MID RANGE

OLD MILL® BRICK

Walling



1: OLD MILL BRICK, Sunset (SUN)


Faced on one side and one end.

This product comes with specific installation guidelines. Please contact our Technical Advisory Team on 0370 411 2233 or visit our website www.marshalls.co.uk/homeowners prior to installation.

For more product notes see p123 or website

TEGULA®

Walling



1: TEGULA Walling, Cotswold (C)
2: TEGULA Walling, Traditional (TR)
Faced on one side only.

Complete the look
Paving p67, p80-86, Coping p118,
Decorative Aggregates p120

This product comes with specific installation guidelines. Please contact our Technical Advisory Team on 0370 411 2233 or visit our website www.marshalls.co.uk/homeowners prior to installation.
For more product notes see p123 or website



TEGULA Walling, Traditional (TR), HERITAGE Coping, Old Yorkstone (OY).
Installed by Brockstone Landscape Construction Ltd, Liverpool

Creating the perfect garden or driveway wall

The perfect match for Drivesett Tegula block paving, Tegula walling features a high quality, rustic appearance designed to bring instant character to any property. Enhance the effect with a selection of copings and caps from the Marshalls range.

| | Sizes mm (nominal) | No. items/ pack | No. /m²* | m²/pack | Colours | Order Select |
|--------|-----------------------|--------------------|----------|---------|---------|-----------------|
| Blocks | 220 x 100 x 65 | 320 | 58 | 5.52 | C TR | ✓** |
| | 300 x 100 x 65 | 240 | 43 | 5.6 | | |
| | 440 x 100 x 140 | 80 | 15 | 5.5 | | |

*Assumes nominal 10 mm joint width.
**Order Select supplied in one size block, 1m² minimum.



CROFT STONE Walling, Weathered (W)

Easy build, elegant DIY finish

Unique easy-build system designed specifically for the construction of retaining walls, Croft Stone walling is the perfect DIY choice. With no mortar required, the walls can be built and rebuilt to suit individual designs. Easy to construct, with one block size and two versatile colour choices.



| | Sizes mm (nominal) | No. items/ pack | No. /m² | m²/pack | Colours | Order Select |
|---------|-----------------------|--------------------|---------|---------|---------|-----------------|
| Walling | 300 x 170 x 100 | 90 | 33.5 | 2.7 | W B | ✓ |

| Number of units required per linear measure | | | | | | |
|---|----------------------|------|------|------|-----|------------------------|
| Number of Courses | Length of Croft Wall | | | | | |
| | 1.2m | 2.4m | 3.6m | 4.8m | 6m | |
| 1 | 4 | 8 | 12 | 16 | 20 | No. of blocks required |
| 2 | 8 | 16 | 24 | 32 | 40 | |
| 3 | 12 | 24 | 36 | 48 | 60 | |
| 4 | 16 | 32 | 48 | 64 | 80 | |
| 5 | 20 | 40 | 60 | 80 | 100 | |
| 6 | 24 | 48 | 72 | 96 | 120 | |

Depth of each course 100mm

CROFT STONE®

Walling



1: CROFT STONE Walling, Buff (B)
2: CROFT STONE Walling, Weathered (W)

This product comes with specific installation guidelines. Please contact our Technical Advisory Team on 0370 411 2233 or visit our website www.marshalls.co.uk/homeowners prior to installation.
For more product notes see p123 or website





MARSHALITE PITCHED FACE, Ash Multi (AM)

The versatile choice for any garden space

Available in three natural and authentic stone finishes, a range of sizes and two attractive colours, Marshalite walling offers a versatile and effective choice to complement all garden design schemes.

| | Sizes mm (nominal) | No. items/ pack | No. /m² * | m² /pack* | Colours | Order Select |
|---------|-----------------------|--------------------|-----------|-----------|---------|-----------------|
| Split | 220 x 100 x 65 | 360 | 58 | 6.2 | B | ✓** |
| | 300 x 100 x 65 | 297 | 43 | 6.9 | | |
| | 440 x 100 x 140 | 90 | 14.8 | 6.1 | | |
| Pitched | 220 x 100 x 65 | 360 | 58 | 6.2 | B AM | |
| | 300 x 100 x 65 | 297 | 43 | 6.9 | | |
| | 365 x 100 x 140 | 100 | 17.8 | 5.6 | | |
| | 440 x 100 x 140 | 90 | 14.8 | 6.1 | | |
| Rustic | 220 x 100 x 65 | 320 | 58 | 5.5 | | |
| | 300 x 100 x 65 | 297 | 43 | 6.9 | | |

*Assumes nominal 10mm joint width
**Order Select supplied in one sized block, 1m² minimum

Complete the look
Paving p40, p52, Coping p118, Decorative Aggregates p120



CO₂/M²



MADE IN BRITAIN




DELIVER



MID RANGE

MARSHALITE® Walling



- 1: MARSHALITE, Rustic, Buff (B)
- 2: MARSHALITE, Rustic, Ash Multi (AM)
- 3: MARSHALITE, Pitched Face, Buff (B)
- 4: MARSHALITE, Pitched Face, Ash Multi (AM)
- 4: MARSHALITE, Split Face, Buff (B)

Marshalite is faced on one side and both ends.

This product comes with specific installation guidelines. Please contact our Technical Advisory Team on 0370 411 2233 or visit our website www.marshalls.co.uk/homeowners prior to installation.

For more product notes see p123 or website

COPINGS & CAPS

Walling

Essential finishes
for walling
projects

Use co-ordinating or contrasting coping colours to cap off your walls and pillars. They are an essential component to protect the structure from water damage and they complete the look.



DRIVESETT TEGULA Walling, Traditional (TR),
HERITAGE Coping, Old Yorkstone (OY)

| | Sizes mm (nominal) | No. items/ pack | m /pack | Colours | Order Select |
|------------------|-----------------------|--------------------|------------|----------|-----------------|
| Argent Coping | | | | | |
| Coarse Coping | 600 x 136 x 50 | 50 | 30.5 | LT, DK | ✓ |
| | 600 x 272 x 50 | 25 | 15.3 | | |
| Drivesett Coping | | | | | |
| Coping | 600 x 300 x 45 | 20 | 6* | TR | ✓ |
| Heritage Coping | | | | | |
| Coping/Edging | 600 x 150 x 38 | 44 | 26.8 | Y | ✓ |
| Coping | 600 x 300 x 38 | 44 | 34.2 | Y,OY,WYS | ✓ |

| | Sizes mm (nominal) | No. items/ pack | m /pack | Colours | Order Select |
|-----------------------|-----------------------|--------------------|------------|---------|-----------------|
| Precast Coping & Caps | | | | | |
| Coping | 600 x 140 x 50 to 30 | 56 | 33.6 | OW | |
| | 600 x 280 x 50 to 30 | 27 | 16.2 | | |
| Pillar Cap | 460 x 460 x 90 to 38 | 24 | N/A | | ✓ |
| | 380 x 380 x 76 to 32 | 24 | | | |
| | 280 x 280 x 63 to 32 | 48 | | | |
| Saxon Coping | | | | | |
| Coping | 600 x 136 x 50 | 50 | 30.5 | B | ✓ |
| | 600 x 272 x 50 | 25 | 15.3 | B | |

PRECAST, Off White (OW)



HERITAGE, Old Yorkstone (OY)

P



HERITAGE, Yorkstone (Y)

P



ARGENT, Light (LT)

D E P W



ARGENT, Dark (DK)

D E P W



DRIVESETT, Traditional (TR)



SAXON, Buff (B)

P



Key

Also available as:

Driveways

D

Paving

P

Edging

E

Walling

W

This product comes with specific installation guidelines. Please contact our Technical Advisory Team on 0370 411 2233 or visit our website www.marshalls.co.uk/homeowners prior to installation.

For more product notes see website



DECORATIVE AGGREGATES


Accessories

Chosen to enhance gardens and driveways

Decorative Aggregates have multiple uses as decorative edgings to paths, between walls and paving, or as mulches between plants and in borders or ponds.


Consult the tables for the recommended uses of each.

For use on Drivegrid, see p163.



| | Nominal grade | Available in 850kg bags* | Approx bulk bag m² coverage when laid 25mm deep | Fish friendly | Car friendly | Order Select |
|---------------------------|---------------|--------------------------|---|---------------|--------------|--------------|
| Decorative Aggregates | | | | | | |
| Plum Slate Chippings 20mm | 5-30mm | Yes | 19 | Yes | | ✓ |
| Plum Slate Chippings 40mm | 30-50mm | Yes | 19 | Yes | | ✓ |
| Sea-Washed 10mm | 6-10mm | Yes | 19 | Yes | Yes | ✓ |
| Spanish White Chippings | 8-11mm | Yes | 19 | | | ✓ |
| Terracotta Chippings | 8-14mm | Yes | 19 | Yes | Yes | ✓ |

*Nominal weight.



| | Nominal grade | Available in 850kg bags* | Approx bulk bag m² coverage when laid 25mm deep | Fish friendly | Car friendly | Order Select |
|---------------------------|---------------|--------------------------|---|---------------|--------------|--------------|
| Decorative Aggregates | | | | | | |
| Blue Slate Chippings 40mm | 30-50mm | Yes | 19 | Yes | | ✓ |
| Cotswold Chippings | 10-14mm | Yes | 19 | | Yes | ✓ |
| Golden Blend 10mm | 4-10mm | Yes | 23 | Yes | Yes | ✓ |
| Golden Blend 20mm | 10-20mm | Yes | 19 | Yes | Yes | ✓ |
| Multi Flint Spar | 8-11mm | Yes | 23 | | | ✓ |

*Nominal weight.



SCAN PAGE



| | Nominal Grade | Available in 850kg bags* | Approx bulk bag m² coverage when laid 25mm deep | Fish friendly | Car friendly | Order Select |
|------------------------|---------------|--------------------------|---|---------------|--------------|--------------|
| Pebbles and Cobbles | | | | | | |
| Atlantic Pebbles 25mm | 20-30mm | Yes | 15.2 | Yes | Yes | ✓ |
| Atlantic Pebbles 40mm | 30-50mm | Yes | N/A | Yes | | ✓ |
| Atlantic Cobbles 120mm | 100-150mm | Yes | N/A | Yes | | ✓ |
| Paddlestones, Slate | 50-100mm | Yes | N/A | Yes | | ✓ |

*Nominal weight.

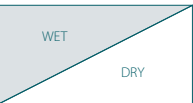


| | Nominal Grade | Available in 850kg bags* | Approx bulk bag m² coverage when laid 25mm deep | Fish friendly | Car friendly | Order Select |
|------------------------|---------------|--------------------------|---|---------------|--------------|--------------|
| Pebbles and Cobbles | | | | | | |
| Spanish White Pebbles | 20-40mm | Yes | 15.2 | | | ✓ |
| Spanish White Cobbles | 40-75mm | Yes | N/A | | | ✓ |
| Polished Pebbles | | | | | | |
| Black Polished Pebbles | 20-40mm | No | N/A | Yes | | ✓ |

*Nominal weight.

PEBBLES & COBBLES

Accessories



Medium to large stones for rockery features



ROCKERY

Accessories

| | Nominal product size | Cage size* | Fish friendly |
|--------------------|----------------------|------------|---------------|
| Rockery | | | |
| Plum Slate Rockery | Various | 1 tonne | Yes |
| Atlantic Cobbles | 150-200mm | 1 tonne | Yes |
| Part Worn Boulders | 300-400mm | 1 tonne | Yes |

*Nominal weight.



SCAN PAGE

Paving & Walling Notes

Note: No product can be maintenance-free. Requirement will depend on product use, location and weather.

Common to all Marshalls Natural Stone:

- Marshalls endeavour to ensure that all natural stone products are covered by the Fairstone guarantee of quality. If the Fairstone Logo is visible on a product page be assured that this product is processed and supplied only by proven ethical sources (see page 12 for more information)
- All Marshalls Sandstone paving is covered by the Marshalls Stone Standard quality mark of assurance. Where the Marshalls Stone Standard logo is visible on a sandstone page, be assured that this product not only meets but exceeds the base technical levels outlined in the British Standard
- The natural origin of stone means variation in colour, texture and natural markings is inevitable. Marshalls strive through expert hand selection to ensure the integrity of each natural stone range, however as in all natural products some variation may occur
- Natural Stone products come with specific installation guidelines. Please contact our Technical Advisory Team on 0370 411 2233 or visit our website www.marshalls.co.uk prior to installation
- Please note granite and marble is not suitable for use with WeatherPoint 365. Marshalls recommend Premierpoint see p95.

| | | |
|-----|--------------|-----|
| p20 | ALWAYS GREEN | NEW |
|-----|--------------|-----|

- Grades of grass supplied in 4m widths and can be cut to any length up to 25m (minimum 8m²)
- Recommend installing a driveway quality sub-base before laying Always Green for stability and ideal drainage.

| | |
|--------|--|
| p30-33 | SAWN VERSURO, JUMBO, KINGSIZE & LINEAR |
|--------|--|

- A lightly textured natural stone product with good slip resistance
- Remember if used indoors this paving should be sealed with a proprietary water based acrylic sealant
- When using Jumbo and King Size, due to the weight of the units mechanically aided lifting is essential
- Please note Jumbo and King Size can only be delivered direct to site
- This paving is ideal for jointing with Marshalls all weather, 'WeatherPoint Jointing Compound'.

| | |
|-----|---------------|
| p34 | FLAMED NARIAS |
|-----|---------------|

- A lightly flamed natural stone product
- This paving can be purchased in less than full packs through Marshalls Order Select process
- This paving is ideal for jointing with Marshalls all weather, 'WeatherPoint Jointing Compound'.

| | |
|-----|---------------|
| p36 | CASARTA SLATE |
|-----|---------------|

- A natural slate paving product
- Natural slate inevitably shows variation in colour, so viewing the actual samples is always recommended
- Also dark slate sometimes surface blemishes occur during installation, these will weather in over time,
- If used indoors an appropriate water-based sealant is recommended
- This paving is ideal for jointing with Marshalls all weather, 'WeatherPoint Jointing Compound'.

| | |
|-----|---------------|
| p38 | LAZARO MARBLE |
|-----|---------------|

- A marble product which should be installed on full mortar bed, and jointed with a proprietary waterproof grout
- For perfect installation of this exceptional paving Marshalls recommend specific primers and bonding agent. Your Register Installer should refer to his Pocket Installation Guide or call our Technical Advisory Service on 0370 411 2233
- We recommend the use of slurry primer, or similar flexible bonding agent to increase adhesion, this should be introduced to the back of the flag prior to installing onto the mortar bed
- Ensure cutting is carried out using a power saw with the appropriate quality diamond blade
- Marshalls Premierpoint is the recommended grout for use with this product.

| | |
|-----|---------------|
| p39 | NATURAL SLATE |
|-----|---------------|

- A natural slate paving product
- Please note natural products will always vary in colour although we aim to show the best representation possible, but colours are best judged by viewing actual samples
- Also dark slate sometimes surface blemishes occur during installation, these will weather in over time,
- This paving is ideal for jointing with Marshalls all weather, 'WeatherPoint Jointing Compound'.

| | |
|-----|-----------------|
| p40 | GRANITE ECLIPSE |
|-----|-----------------|

- A natural granite paving product
- As Granite Eclipse is a natural material, varying degrees of quartz veining may be apparent in some pieces
- Make sure, if used indoors, paving is sealed with a proprietary water-based acrylic sealant
- Marshalls Premierpoint is the recommended waterproof external grout. Some other jointing compounds may stain this product.

| | |
|-----|--------|
| p42 | ORGANA |
|-----|--------|

- Attractive light riven surface complements modern landscaping requirements
- Organa Paving should not be laid with butted joints
- Can be obtained in less than full pack quantities where table indicates 'Order Select'.

| | |
|-----|----------|
| p44 | WILDWOOD |
|-----|----------|

- Distinctive exposed aggregate surface to paving
- Paving should not be laid with butted joints
- Can be obtained in less than full pack quantities where table indicates 'Order Select'.

| | |
|-----|--------------------|
| p46 | SYMPHONY VITRIFIED |
|-----|--------------------|

- Vitrified paving is a high performance, manufactured paving product
- For perfect results these products require appropriate cutting tools and correct installation techniques. Consult a Marshalls Register installer or contact our Technical Advisory Service on 0370 411 2233
- Packs of Symphony are supplied with the correct amount of Premierpoint or Buff or Grey Symphony Jointing Compound.

| | |
|-----|--------|
| p52 | ARGENT |
|-----|--------|

- An attractive, hardwearing concrete paving product with granite aggregates, introducing a new Plank Size
- For a contemporary look choose Argent Smooth, for greater slip skid properties try Argent Textured
- This paving is ideal for jointing with Marshalls all weather, 'WeatherPoint Jointing Compound'.

| | |
|-----|-----------------|
| p54 | MARSHALLS STEPS |
|-----|-----------------|

- Marshalls has a broad range of high performance natural stone steps, ranging from sandstone to marble and granite
- They can be used to match Marshalls natural stone paving products or to complement concrete paving products.

| | |
|-----|-----------|
| p62 | SCOUTMOOR |
|-----|-----------|

- A natural stone paving product
- This product is supplied 'direct to site' only
- It is recommended that you contact Marshalls Technical Advisory Service for best installation advice when laying this paving
- A mortar joint or Instarmac FloPoint should be used with this product.

| | | |
|-----|------------|-----|
| p64 | CHAPELGATE | NEW |
|-----|------------|-----|


- NEW Timeworn premium sandstone paving
- This paving is ideal for jointing with Marshalls all weather, 'WeatherPoint Jointing Compound'.

| | |
|-----|--------------|
| p66 | RIVEN HARENA |
|-----|--------------|

- A natural stone paving product
- This paving is carefully calibrated to a consistent thickness to ensure speed and precise installation
- This paving is ideal for jointing with Marshalls all weather, 'WeatherPoint Jointing Compound'.

| | | |
|-----|---------------------|-----|
| p67 | RIVEN HERENA CIRCLE | NEW |
|-----|---------------------|-----|

- A new natural stone circle design 2.84m diameter with optional squaring off kit
- Remember Harena Circles are hand selected to ensure compatibility across your patio
- This paving is ideal for jointing with Marshalls all weather, 'WeatherPoint Jointing Compound'.



| | | |
|-----|---------------------------|-----|
| p68 | RIVEN HARENA KALEIDOSCOPE | NEW |
|-----|---------------------------|-----|

- For use as a feature within a patio with squaring off kit, or across the entire paved area, new generation 'crazy paving'
- Hand selected to blend with other Riven Harena colours
- Dry lay before bedding to confirm pattern and joint widths .
- Weatherpoint 365 brush in jointing compound is recommended
- Laying patterns are available to download or contact our Technical Advisory Service on 0370 411 2233.

| | |
|-----|-----------------|
| p70 | ANTIQUE ALVERNO |
|-----|-----------------|

- A natural stone paving product
- This paving is carefully calibrated to a consistent thickness to ensure speed and precision of installation
- This paving is ideal for jointing with Marshalls all weather, 'WeatherPoint Jointing Compound'.

| | |
|-----|-----------------|
| p72 | LIMESTONE ALURI |
|-----|-----------------|

- A natural stone paving product
- Please note that Charcoal limestone can lighten depending on weather conditions in your area
- This paving is ideal for jointing with Marshalls all weather, 'WeatherPoint Jointing Compound'.

| | | |
|-----|------------------|-----|
| p74 | SYMPHONY TUMBLED | NEW |
|-----|------------------|-----|

- New lightly distressed edges add a hint of tradition to this high performance paving
- For perfect results these products require appropriate cutting tools and correct installation techniques. Consult a Marshalls Register installer or contact our Technical Advisory Service on 0370 411 2233
- Packs of Symphony are supplied with the correct amount of Premierpoint or Buff or Grey Symphony Jointing Compound.

| | |
|-----|---------|
| p76 | ARRENTO |
|-----|---------|

- Vitrified paving is a high performance, manufactured paving product
- For perfect results Arrento Vitrified products require appropriate cutting tools and correct installation techniques. Consult a Marshalls Register installer or contact our Technical Advisory Service on 0370 411 2233.

| | |
|-----|-------------|
| p78 | COACH HOUSE |
|-----|-------------|

- An accurate riven stone replica, concrete paving product
- This paving is ideal for jointing with Marshalls all weather, 'WeatherPoint Jointing Compound'.

| | |
|-----|--------------------|
| p79 | WOODSTONE SLEEPERS |
|-----|--------------------|

- An accurate wood replica, concrete paving product
- Woodstone are faced on both edges for a realistic look.

| | |
|---------|-------------------|
| p80, 81 | HERITAGE & CIRCLE |
|---------|-------------------|

- An accurate riven stone replica, concrete paving product
- This paving is ideal for jointing with Marshalls all weather, 'WeatherPoint Jointing Compound'
- Heritage Circle Diameter 2.44m (occupies an area approx 5m²). Download full diagram from the website.

| | |
|-----|-----------|
| p82 | FIRESTONE |
|-----|-----------|

- An accurate riven stone replica, concrete paving product
- This paving is ideal for jointing with Marshalls all weather, 'WeatherPoint Jointing Compound'.

| | |
|-----|-------|
| p84 | SAXON |
|-----|-------|

- Saxon is a textured concrete paving product, made with local aggregates giving excellent slip skid qualities
- Please note Saxon is made in a number of factories across the UK and uses local aggregates. So it is not recommended to lay product from a number of factories together
- This paving is ideal for jointing with Marshalls all weather, 'WeatherPoint Jointing Compound'.

| | |
|-----|----------|
| p86 | PERFECTA |
|-----|----------|

- A concrete paving product with Yorkstone aggregates, which are ground to give the appearance of terrazzo
- Yorkstone aggregates, give this product excellent non-slip properties, even when wet
- This paving is ideal for jointing with Marshalls all weather, 'WeatherPoint Jointing Compound'.

| | |
|-----|------------------|
| p89 | INDIAN SANDSTONE |
|-----|------------------|

- A budget natural stone product
- This paving is comparative with most other commercially available sandstone but has not met the rigorous grading standards set for all our premium grade Harena sandstone.
- Weatherpoint 365 jointing compound is recommended.

| | |
|-----|---------|
| p90 | LEYBURN |
|-----|---------|

- A budget concrete paving product
- Although performance is good, sizes and colours will be limited
- This paving is ideal for jointing with Marshalls all weather, 'WeatherPoint Jointing Compound'.

| | |
|-----|--------|
| p91 | REGENT |
|-----|--------|

- A standard riven stone replica, concrete paving product
- This paving is ideal for jointing with Marshalls all weather, 'WeatherPoint Jointing Compound'.

| | |
|-----|------------------|
| p92 | TEXTURED UTILITY |
|-----|------------------|

- A budget concrete paving product with good non-slip properties
- Although performance is good, sizes and colours will be limited, and finish may be varied
- This paving is ideal for jointing with Marshalls all weather, 'WeatherPoint Jointing Compound'.

| | |
|-----|----------------|
| p93 | UTILITY PAVING |
|-----|----------------|

- A budget concrete paving product with a shot blasted or riven finish with good non-slip properties
- Although performance is good, sizes and colours will be limited, and finish may be varied
- This paving is ideal for jointing with Marshalls all weather, 'WeatherPoint Jointing Compound'.

| | |
|-----|------------------|
| p94 | WEATHERPOINT 365 |
|-----|------------------|

- A non hazardous, weed and frost resistant jointing compound ideal for 8-15mm joints
- Speeds up installation time
- WeatherPoint 365 can be applied in wet or dry weather conditions, but water must be always be used
- No surface staining if applied correctly
- WeatherPoint 365 is not suitable for use on granite paving or marble
- Guaranteed for 2 years if Marshalls Hard Landscaping Guarantee has been purchased.

| | | |
|-----|--------------|-----|
| p95 | PREMIERPOINT | NEW |
|-----|--------------|-----|

- NEW Premierpoint is particularly suitable for use on vitrified, granite and marble or for any Marshalls Paving product
- Ideal for use on a wide range of joint widths, including 5-8mm narrow, 8-15mm traditional and up to 50mm in width on driveway settings
- No surface staining when applied according to installation instructions, even on granites and marbles
- Guaranteed for 12 months or 2 years if Marshalls Hard Landscaping Guarantee has been purchased
- Installation recommendations vary dependant on the material installed. Always ensure to follow instructions on the bag and installation guide.

Common to all Marshalls Walling Products:

- Marshalls recommends the use of Coping and Caps with all Walling Products. Copings and Caps protect walls against the staining effect of rain for a period of time.

| | |
|------|----------------------|
| p102 | SAWN VERSURO WALLING |
|------|----------------------|

- Solid natural sandstone block walling and coping to match Versuro paving
- Faced on all sides
- Adhesive recommended is Marshalls M-Fix.

| | |
|------|-----------------------------------|
| p104 | STONEFACE DRYSTACK VENEER WALLING |
|------|-----------------------------------|

- A natural stone veneer for transforming existing or purpose built walls
- Panels are in a Z cut format to hide joints, for a seamless finish
- This product is supplied with the correct amount of adhesive and primer.

| | |
|------|-------------------------------|
| p106 | STONEFACE SAWN VENEER WALLING |
|------|-------------------------------|

- A natural stone veneer for transforming existing or purpose built walls
- This product is supplied with the correct amount of adhesive and primer.

| | |
|------|----------------|
| p108 | ARGENT WALLING |
|------|----------------|

- A textured concrete walling product with sparkling aggregates in the surface
- Corner Quoin Ends can be ordered via Marshalls Order Select
- Please note this walling is only faced on one side
- Use Marshalls 'M-Fix Walling Adhesive' when using this product.

| | |
|------|-----------------------------------|
| p110 | TRADITIONAL NATURAL STONE WALLING |
|------|-----------------------------------|

- A premium natural stone walling product, available in a number of colours and finishes
- A 10mm joint width is recommended with this product.

| | |
|------|------------------------|
| p112 | OLD MILL BRICK WALLING |
|------|------------------------|

- A traditional clay walling product
- A 10mm joint width is recommended with this product.

| | |
|------|----------------|
| p114 | TEGULA WALLING |
|------|----------------|

- A traditional concrete walling product which complements a range of Drivesett Tegula and other Marshalls landscaping products
- A 10mm joint width is recommended with this product.

| | |
|------|---------------------|
| p115 | CROFT STONE WALLING |
|------|---------------------|

- An attractive, concrete easy-build walling system
- This walling is ideal for retaining walls up to 6 courses, but should never be used as a freestanding or dividing wall.

| | |
|------|--------------------|
| p116 | MARSHALITE WALLING |
|------|--------------------|

- A traditional concrete walling product which complements a range of Marshalls Paving and Driveway products
- A 10mm joint width is recommended with this product.

| | |
|------|-----------------------|
| p120 | DECORATIVE AGGREGATES |
|------|-----------------------|

- Decorative Aggregates are natural products
- Note, because they are naturally occurring they may vary slightly in size and colour
- Recommended minimum coverage for aesthetic effect – 25mm, for weed supression – 50mm
- Decorative aggregates do not always provide a solid base to walk on, please take care.

For specific installation guides Marshalls Register Installers can also consult the Installer Pocket Guide. Or if you are laying any Marshalls products for the first time, please contact Marshalls Technical Advisory Team on 0370 411 2233 or visit our website www.marshalls.co.uk for installation advice.

Driveways



SAWN GRANITE SETTS, Dark edged with SAWN GRANITE SETTS, Light

Find your style

Create the driveway you will love coming home to every day. It's the perfect finishing touch for your home, a new Marshalls driveway provides an attractive and practical approach. Select from a wide palette of colours, shapes and designs for either a distinctive, contemporary look, or to create a more traditional house front. Whatever your taste, with a Marshalls driveway you can be sure of a stunning end result to enhance the look of your property.

Contemporary Driveways

For sharp lines, eye catching sizes and on trend colours



- p 126 DRIVEWAY SOLUTIONS
- p 128 CONTEMPORARY DRIVEWAY SWATCHES
- p 132 MAGNASETT
- p 134 DRIVEWAY SETTS
- p 135 SAWN GRANITE SETTS
- p 136 DRIVESYS FLAMED STONE
- p 138 DRIVESYS RIVEN STONE
- p 140 DRIVESYS SPLIT STONE
- p 142 DRIVELINE METRO
- p 144 DRIVESETT ARGENT
- p 146 DRIVELINE NOVA **NEW**
- p 148 DRIVESETT SAVANNA
- p 150 DRIVELINE 50

Permeable Driveways

Designed to manage rainfall with options for all house types



- p 152 PERMEABLE DRIVEWAY PAVING SYSTEMS
- p 154 PERMEABLE DRIVEWAY SWATCHES
- p 156 DRIVESETT ARGENT PRIORA
- p 158 DRIVESETT TEGULA PRIORA
- p 160 DRIVELINE PRIORA
- p 162 GRASSGUARD
- p 163 DRIVEGRID

Traditional Driveways

A traditional colour palette applied to textured surfaces and aged edges



- p 164 TRADITIONAL DRIVEWAY SWATCHES
- p 168 NATURAL STONE SETTS
- p 170 DRIVESYS ORIGINAL COBBLE
- p 172 DRIVESYS CLASSIC PAVER
- p 174 DRIVESETT TEGULA ORIGINAL
- p 177 DRIVESETT TEGULA CIRCLE
- p 178 DRIVESETT COPPICE **NEW**
- p 180 DRIVESETT DUO
- p 181 DRIVESETT DECO
- p 182 DRIVESETT NATRALE
- p 183 DRIVELINE ELISE
- p 184 STANDARD BLOCK PAVING **NEW Colour**

DRIVEWAY ESSENTIALS

- p 185 DRIVELINE DRAIN
- p 186 KEYKERB
- p 187 MARSHALLS BLOCK KERB
- p 188 DRIVEWAY EDGING **NEW**
- p 189 CHANNELS & SECURITY POST

- p 190 DRIVEWAY NOTES
- p 192 TECHNICAL INFORMATION



Driveway solutions

Choosing the right products to transform your driveway and enhance the kerb appeal of your property is just part of the planning process for your project. What lies beneath your driveway is just as important as the stones or setts that provide the finishing touch.

It is vital that rainwater run off is managed correctly to ensure a sustainable driveway solution; select a professional qualified to install products correctly and to advise you on how to channel the rainwater which lands on your property – see page 152 for our permeable solutions.

DRIVESYS ORIGINAL COBBLE, mix of Iron Grey and Canvas, edged with Basalt

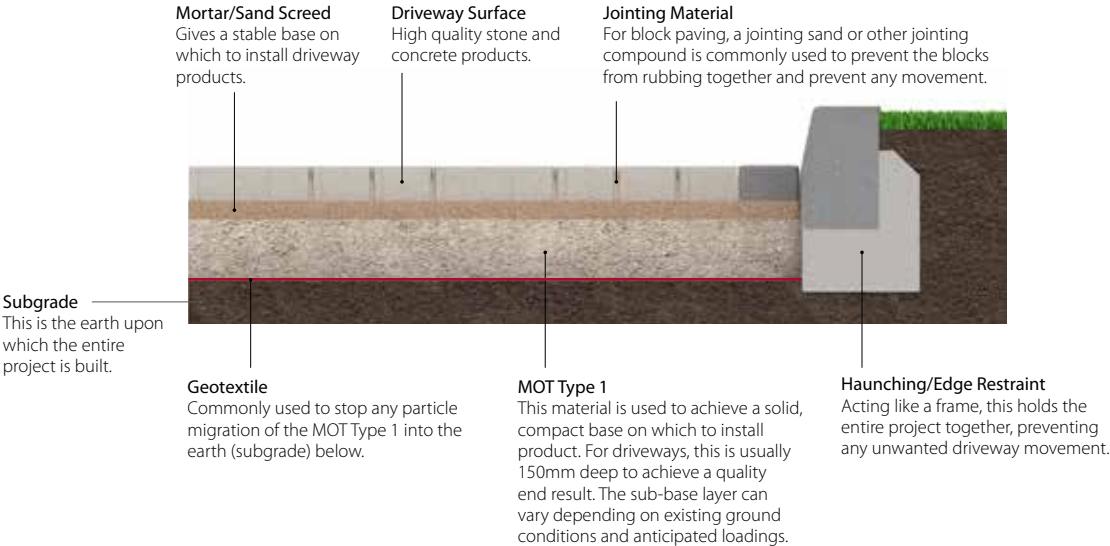
The importance of your driveway sub-base

Think about your house itself. It must be built on sound foundations to last, and the same is true for your driveway. In order to ensure that the finished project will last and retain both its aesthetics and safe, level surface, the appropriate sub-base must be selected and installed correctly.

The sub-base is typically compacted stone aggregate, laid on the subgrade (earth) that will support the paving products you have chosen to install. It is the main load-bearing layer for your driveway and its role is to spread this load and support the products evenly over the subgrade.

Illustrated here is a typical example of how your sub-base will be made up. The actual products and depths selected will change dependent upon the products you have selected for installation.

Remember, the sub-base is integral to structure and performance of the driveway and can often take up to 80% of the total project cost. Therefore, choosing the best possible product will not add significantly to the overall cost.



The potential pitfalls of incorrect sub-base installation:

Where the sub-base is installed incorrectly or is insufficient to support the chosen driveway products, the consequences are significant.



Poor edge restraint



Rutting



Sinking driveway

Choose a Marshalls Register Installer

Marshalls Register members are assessed on a regular basis to ensure they install our products correctly, giving you the right driveway to enhance the appeal of your property into the future. That's why 99% of people who use a Register member would recommend them to a friend.*

To find your local member please visit www.marshalls.co.uk/findaninstaller



*Data analysis from Customer Feedback Forms, includes the period up to and including September 2017.

Contemporary Driveways

Most people have in mind a colour palette for their project, irrespective of material or texture. Here you can choose your driveway products using this useful colour chart grouped by colour tone and texture.

Key

Also available as:

Coping **C** Edging **E** Paving **P** Steps **S** Walling **W**

DRIVELINE METRO, Light Grey — p143



DRIVESETT ARGENT, Light — p145
C E P W



MAGNASETT, Silver Dusk — p133



CROPPED GRANITE SETTS, Silver Grey — p135



DRIVELINE METRO, Dark Grey — p143



DRIVEWAY SETTS, Silver Birch — p134
P



GRANITE SETTS, Light — p135
P S



DRIVELINE NOVA, Pebble Grey — p147 **NEW**
E



GRANITE SETTS, Dark — p135
P S



DRIVESYS RIVEN STONE, Silver Grey — p139



DRIVELINE 50, Pewter Multi — p151



DRIVESETT ARGENT, Graphite — p145



DRIVESYS RIVEN STONE, Basalt — p139
E



DRIVESETT ARGENT, Dark — p145
C E P W



DRIVESETT SAVANNA, Pennant Grey — p149



DRIVESYS FLAMED STONE, Blue Pennant — p137



DRIVESYS SPLIT STONE, Grey Green — p141



DRIVELINE 50, Charcoal — p151



DRIVESYS SPLIT STONE, Basalt — p141
E



Contemporary Driveways cont'd

Most people have in mind a colour palette for their project, irrespective of material or texture. Here you can choose your driveway products using this useful colour chart grouped by colour tone and texture.

Key

Also available as:

Coping **C** Edging **E** Paving **P** Steps **S** Walling **W**

DRIVESETT ARGENT, Buff — p145



DRIVELINE METRO, Rose — p143



DRIVESETT SAVANNA, Autumn — p149



MAGNASETT, Autumn Gold — p133



DRIVELINE METRO, Maroon — p143



DRIVESETT SAVANNA, Traditional — p149



DRIVEWAY SETTS, Autumn Bronze — p134



DRIVELINE 50, Bracken — p151



DRIVELINE 50, Burnt Ochre — p151



DRIVELINE 50, Red — p151



DRIVELINE 50, Buff — p151



DRIVELINE 50, Brindle — p151



DRIVELINE NOVA, Brindle — p147 **NEW**



To find your local Register member please visit
www.marshalls.co.uk/findaninstaller



MAGNASETT, Silver Dusk (SD). Edged with DRIVESETT Argent, Buff (B).
Designed & installed by Perfect Paving Ltd, Keston



MAGNASETT, Autumn Gold (AG).
Design & installation by Avantgardens
North East Ltd, Hartlepool

The statement choice for driveways and patios

Exceptional large element stone setts designed to make a real statement. Equally suitable for use on both driveways and patios. These sandstone setts will add a unique and stylish look to your property and are available in two blended colours of a naturally split stone which provides a delicate riven surface.


| | Sizes mm (nominal) | No. items/ pack | No./m ² | Colours | Order Select |
|--|--------------------|-----------------|--------------------|---------|--------------|
| Magnasett 7.9m ² Project Pack | 400 x 400 x 50 | 16 | N/A | AG SD | ✓* |
| | 400 x 265 x 50 | 32 | N/A | | |
| | 265 x 265 x 50 | 16 | N/A | | |
| | 265 x 127 x 50 | 24 | N/A | | |

*Order Select minimum quantity is 1m² random sizes.



MAGNASETT

Ethically Sourced Natural Stone



- 1: MAGNASETT, Autumn Gold (AG)
2: MAGNASETT, Silver Dusk (SD)

Complete the look
Steps p54, p55, Kerbs p186, Walling p110, Drainage p185

This product comes with specific installation guidelines. Please contact our Technical Advisory Team on 0370 411 2233 or visit our website www.marshalls.co.uk/homeowners prior to installation.

For more product notes see p190 or website



DRIVEWAY SETTS

Sawn Natural Stone



1: DRIVEWAY SETTS, Autumn Bronze (AB)
2: DRIVEWAY SETTS, Silver Birch (SB)

Complete the look
Steps p54, p55, Kerbs p186, Walling p110, Drainage p185

This product comes with specific installation guidelines. Please contact our Technical Advisory Team on 0370 411 2233 or visit our website www.marshalls.co.uk/homeowners prior to installation.
For more product notes see p190 or website



DRIVEWAY SETTS, Autumn Bronze (AB) and Silver Birch (SB), banded with CROPPED Granite Setts, Silver Grey (SG)

Create bespoke, traditional and individual effects

Precisely cut Driveway Setts produced from graded Indian sandstone, hand selected for beautiful consistent colours to give any home a bespoke look and a real touch of luxury.

| | Sizes mm (nominal) | No. items/ pack | m²/pack | Colours | Order Select |
|----------------|--------------------|-----------------|---------|----------|--------------|
| Driveway Setts | 120 x 160 x 50 | 28 | 7.83 | AB SB | ✓* |
| | 160 x 160 x 50 | 90 | | | |
| | 240 x 160 x 50 | 130 | | | |

*Order Select minimum quantity is 1m² random sizes.



CO₂/M²


Marshall's


Marshall's


DELIVER


PREMIUM



SAWN GRANITE SETTS, Dark (DK), with SAWN GRANITE SETTS , Light (LT) border feature Edged with SAWN VERSURO Borders, Antique Silver Multi (ASM)

Striking contemporary driveway solutions

Our stunning Sawn Granite Driveway Setts are perfect for those looking to create a contemporary driveway. Designed to co-ordinate perfectly with Marshalls Light and Dark Granite Eclipse paving products, these modern format setts have a lightly flamed surface texture for excellent non-slip properties.

| | Sizes mm (nominal) | No. items/ pack | m²/pack | Colours | Order Select |
|-----------------------|--------------------|-----------------|---------|----------|--------------|
| Granite Setts | 350 x 150 x 50 | 90 | 7.65 | LT DK | ✓* |
| | 250 x 150 x 50 | 60 | | | |
| | 150 x 150 x 50 | 30 | | | |
| Cropped Granite Setts | 100 x 100 x 100 | 400 | 4.0 | SG | N/A |
| | 200 x 100 x 100 | 200 | 4.0 | | |

*Order Select minimum quantity is 1m².


CO₂/M²


Marshall's


DELIVER


PREMIUM

SAWN GRANITE SETTS

Premium Natural Granite



1: SAWN GRANITE SETTS, Light (LT)
2: SAWN GRANITE SETTS, Dark (DK)
3: CROPPED GRANITE SETTS, Silver Grey (SG)

Complete the look
Steps p54, p55, Kerbs p187, Walling p108, Drainage p185

This product comes with specific installation guidelines. Please contact our Technical Advisory Team on 0370 411 2233 or visit our website www.marshalls.co.uk/homeowners prior to installation.
For more product notes see p190 or website





DRIVESYS® FLAMED STONE, Blue Pennant (BP).
Designed & installed By Greystone Building & Landscaping, Bramhall



DRIVESYS FLAMED STONE, Blue Pennant (BP).
Edged with DRIVESYS RIVEN STONE, Silver Grey (SG)

Creating a stunning and prestigious approach

Create an impact with this larger sized concrete system featuring a flamed-effect finish with the prestigious look and feel of Welsh Pennant stone. Realistic Gwrhyd Welsh stone face profiles used with a straight contemporary edge provide the ideal solution for both traditional and contemporary settings. Hard wearing colour and finish, available in five complementary sizes with co-ordinating roundtop edgings.

| | Sizes mm (nominal) | No. item/ pack | Area (m ² /pack) | Colours | Order Select |
|----------------------|-----------------------|-------------------|--------------------------------|---------|-----------------|
| Mixed Sized Pack | 280 x 210 x 60 | 50 | | BP | ✓* |
| | 210 x 210 x 60 | 25 | | | |
| | 140 x 210 x 60 | 20 | | | |
| | 250 x 210 x 60 | 10 | | | |
| | 170 x 210 x 60 | 10 | | | |
| Ready mixed jointing | 15kg | 2 | | GREY | |
| Total/pack | | 115 | 5.51 | | |

*Order Select minimum quantity is 1m² random sizes.



Marshalls recommends the patented Drivesys Driveway system is installed by Marshalls Register Installers.

DRIVESYS® FLAMED STONE

Patented Driveway System



1: DRIVESYS FLAMED STONE, Blue Pennant (BP)

Drivesys blocks come with a protective transportation seal which will remain slightly slippery underfoot until weathered. Once dissipated blocks may appear lighter in colour.

To complete every Drivesys driveway, each pack is supplied with the correct amount of ready mixed jointing compound, minimising fuss and number of deliveries.



Complete the look
Steps p54, p55, Kerbs p187, Edges p188, Drainage p185


This product comes with specific installation guidelines. Please contact our Technical Advisory Team on 0370 411 2233 or visit our website www.marshalls.co.uk/homeowners prior to installation.

For more product notes see p190 or website





DRIVESYS RIVEN STONE, Silver Grey (SG), DRIVESYS ORIGINAL COBBLE, Basalt (B) border and entrance slip



DRIVESYS RIVEN STONE, Basalt (B), edged with DRIVESYS SPLIT STONE, Grey Green (GG).
Designed & installed by Gary Pearce Landscapes Ltd, Shrewsbury

Creating the perfect contemporary driveway

An elegant driveway system replicating lightly riven stone face profiles complemented by crisp, straight contemporary edges, offering an attractive and cost effective alternative to natural stone. Practical, hardwearing colour and finish, created from real stone masters, with co-ordinating roundtop edgings.

| | Sizes mm (nominal) | No. item/ pack | Area (m ² /pack) | Colours | Order Select |
|----------------------|--------------------|----------------|-----------------------------|---------|--------------|
| Mixed Size Pack | 220 x 160 x 60 | 50 | | SG B | ✓* |
| | 200 x 160 x 60 | 30 | | | |
| | 180 x 160 x 60 | 40 | | | |
| | 160 x 160 x 60 | 10 | | | |
| | 120 x 160 x 60 | 15 | | | |
| Ready mixed jointing | 15kg | 2 | | GREY | |
| Total/pack | | 145 | 4.51 | | |


*Order Select minimum quantity is 1m² random sizes. Please note: Drivesys Riven Stone pack sizes may be subject to change and images may not be representative of supply.



Marshalls recommends the patented Drivesys Driveway system is installed by Marshalls Register Installers.

DRIVESYS® RIVEN STONE

Patented Driveway System



1: DRIVESYS RIVEN STONE, Silver Grey (SG)
2: DRIVESYS RIVEN STONE, Basalt (B)

Drivesys blocks come with a protective transportation seal which will remain slightly slippery underfoot until weathered. Once dissipated blocks may appear lighter in colour.

To complete every Drivesys driveway, each pack is supplied with the right amount of ready mixed jointing compound, minimising fuss and number of deliveries.



Complete the look
Steps p54, p55, Kerbs p187, Edges p188, Drainage p185

This product comes with specific installation guidelines. Please contact our Technical Advisory Team on 0370 411 2233 or visit our website www.marshalls.co.uk/homeowners prior to installation.

For more product notes see p190 or website




www.marshalls.co.uk/homeowners



SCAN PAGE



DRIVESYS SPLIT STONE Driveway, Basalt (B), Edging and Pathways DRIVESYS SPLIT STONE, Grey Green (GG).
Designed & installed by Jason Clarke Classic Paving, Cheshire



DRIVESYS SPLIT STONE, Grey Green (GG).
Design & installation by Valley Driveways, Blackburn

The sophisticated driveway solution

All the character of premium natural stone with the reliability of a modern engineered concrete system. This robust design is created using realistic split stone face profiles combined with a straight contemporary edge for a sophisticated end result. The hardwearing colour and finish is created from real stone masters, with co-ordinating roundtop edgings.

| | Sizes mm (nominal) | No. item/ pack | Area (m ² /pack) | Colours | Order Select |
|----------------------|-----------------------|-------------------|--------------------------------|---------|-----------------|
| Mixed Size Pack | 220 x 160 x 60 | 80 | | B GG | ✓* |
| | 200 x 160 x 60 | 48 | | | |
| | 180 x 160 x 60 | 64 | | | |
| | 160 x 160 x 60 | 16 | | | |
| | 120 x 160 x 60 | 32 | | | |
| Ready mixed jointing | 15kg | 3 | | GREY | |
| Total/pack | | 820 | 7.22 | | |

*Order Select minimum quantity is 1m² random sizes.



Marshalls recommends the patented Drivesys Driveway system is installed by Marshalls Register Installers.

DRIVESYS® SPLIT STONE

Patented Driveway System



1: DRIVESYS SPLIT STONE, Basalt (B)
2: DRIVESYS SPLIT STONE, Grey Green (GG)

Drivesys blocks come with a protective transportation seal which will remain slightly slippery underfoot until weathered. Once dissipated blocks may appear lighter in colour.

To complete every Drivesys driveway, each pack is supplied with the right amount of ready mixed jointing compound, minimising fuss and number of deliveries.




Complete the look
Steps p54, p55, Kerbs p187, Edges p188, Drainage p185

This product comes with specific installation guidelines. Please contact our Technical Advisory Team on 0370 411 2233 or visit our website www.marshalls.co.uk/homeowners prior to installation.

For more product notes see p190 or website





DRIVELINE METRO, Light Grey (LG) and Dark Grey (DG) mix.
Edged with KEYKERB SMALL, Charcoal (CH).
Designed & installed by Esse Landscapes, Crawley



DRIVELINE METRO Driveway featuring Light Grey (LG),
Dark Grey (DG), Maroon (MA) and Rose (RO).
Edged with GRANITE SETTS, Dark (DK)

Premium and streamlined driveway style

Achieve a sharp contemporary look with the distinctive streamlined shape of Driveline Metro, lightly washed to expose the aggregate and give a premium finish. Create an eye catching design statement by mixing the four carefully selected colour options.

| | Sizes mm (nominal) | No. items/ pack | m ² /pack | Colours | Order Select |
|------------------|-----------------------|--------------------|----------------------|----------------------|-----------------|
| Single Size Pack | 480 x 130 x 80 | 108 | 6.73 | MA RO LG DG | ✓* |

*Order Select minimum quantity is 1m².

DRIVELINE[®] METRO

Driveways



- 1: DRIVELINE METRO, Maroon (MA)
- 2: DRIVELINE METRO, Rose (RO)
- 3: DRIVELINE METRO, Light Grey (LG)
- 4: DRIVELINE METRO, Dark Grey (DG)

Complete the look
Steps p54, p55, Kerbs p186, Edges p188, Drainage p185

This product comes with specific installation guidelines. Please contact our Technical Advisory Team on 0370 411 2233 or visit our website www.marshalls.co.uk/homeowners prior to installation.

For more product notes see p190 or website





DRIVESETT ARGENT, Dark (DK), edged with DRIVESETT ARGENT, Light (LT) and TEGULA KERB, Pennant Grey (PG). Installed by Aura Landscapes Ltd, Southampton



DRIVESETT ARGENT, Light (LT). Edged with DRIVESETT TEGULA Pennant Grey (PG) and TEGULA KERB Pennant Grey (PG)

Stunning modern granite finish


Achieve a premium granite look with Drivesett Argent, a cost effective, attractive and hardwearing alternative to natural granite stone setts. Made using a blend of British granite aggregates, we have created a stunning contemporary driveway finish, with colour. Co-ordinating paving and walling in the same range provides greater design potential and truly bespoke results.

| | Sizes mm (nominal) | No. items/ pack | m ² /pack | Colours | Order Select |
|-----------------|--------------------|-----------------|----------------------|---------------------|--------------|
| Mixed Size Pack | 240 x 160 x 50 | 120 | 4.61 | GR LT DK B | ✓* |
| | 160 x 160 x 50 | 216 | 5.53 | | |
| | 80 x 160 x 50 | 48 | 0.61 | | |
| Total/pack | | 384 | 10.75 | | |

*Order Select supplied in 1 layer random pattern.

DRIVESETT® ARGENT®

Driveways



- 1: DRIVESETT ARGENT, Graphite (GR)
- 2: DRIVESETT ARGENT, Light (LT)
- 3: DRIVESETT ARGENT, Dark (DK)
- 4: DRIVESETT ARGENT, Buff (B)

Complete the look
Permeable p156, Kerbs p187, Edges p188, Drainage p185

This product comes with specific installation guidelines. Please contact our Technical Advisory Team on 0370 411 2233 or visit our website www.marshalls.co.uk/homeowners prior to installation.

For more product notes see p190 or website





DRIVELINE NOVA, Brindle (BR) edged
with DRIVELINE NOVA, Pebble Grey (PG)

Traditional colours with a contemporary twist

Driveline Nova is a brand new colourway and aesthetic for block paving, successfully combining two contrasting colours into every block. The end result is a blend of traditional colours yet in a striking contemporary finish, coupled with a larger size unit and high quality finish, Driveline Nova block paving achieves a fashionable on-trend 'industrial' look. Ideal for use on driveways, patios and pathways.




| | Size mm (nominal) | No. items/pack | m ² /pack | Colour | Order Select |
|-------------------|----------------------|-------------------|----------------------|-----------|-----------------|
| Driveline Nova | 300 x 150 x 50 | 216 | 9.72 | PG BRI | ✓* |

*Order Select minimum 1m².

DRIVELINE NOVA™

Driveways

NEW



- 1. DRIVELINE NOVA Pebble Grey (PG)
- 2. DRIVELINE NOVA Brindle (BRI)

Complete the look
Steps p54, p55, Kerbs p186, Edges p188, Drainage p185

This product comes with specific installation guidelines. Please contact our Technical Advisory Team on 0370 411 2233 or visit our website www.marshalls.co.uk/homeowners prior to installation.

For more product notes see p190 or website





DRIVESETT SAVANNA, Autumn (A), edged with KEYKERB Small & Large, Charcoal (CH).
Designed & installed by Brighouse Driveways, Brighouse

Create a classic look and feel

Superb quality, great value product designed to create a classic driveway look and finish, providing hard wearing performance with smooth, clean contemporary blocks available in a range of colours and sizes to provide the right aesthetic for every property style.

| | Sizes mm (nominal) | No. items/ pack | No/ m ² | m ² / pack | Colours | Order Select |
|-------------------|--------------------|-----------------|--------------------|-----------------------|---------------|--------------|
| Single Size Packs | 240 x 160 x 50 | 300 | 26 | 11.52 | A TR PG | ✓* |
| | 160 x 160 x 50 | 420 | 39 | 10.75 | | |
| | 120 x 160 x 50 | 540 | 52 | 10.37 | | |

*Order Select minimum supplied, 1m² in single sizes.

DRIVESETT® SAVANNA®

Driveways



- 1: DRIVESETT SAVANNA, Autumn (A)
- 2: DRIVESETT SAVANNA, Traditional (TR)
- 3: DRIVESETT SAVANNA, Pennant Grey (PG)

Complete the look
Steps p54, p55, Kerbs p186, Edges p188, Drainage p185



CO₂/M²



MADE IN BRITAIN



MID RANGE

This product comes with specific installation guidelines. Please contact our Technical Advisory Team on 0370 411 2233 or visit our website www.marshalls.co.uk/homeowners prior to installation.

For more product notes see p190 or website





DRIVELINE 50, Bracken (BRA) and Burnt Ochre (BO) mix.
Feature bands of DRIVELINE 50, Charcoal (CH).
Designed & installed by Chris Hallinan Patios & Driveways, Brighouse

DRIVELINE 50, Burnt Ochre (BO), Edged with DRIVELINE 50, Charcoal (CH) and KEYKERB LARGE, Brindle (BRI)

The leading choice for Britain's driveways


With all the inherent quality and durability expected from one of Britain's most popular driveway products, recent improvements to texture and finish only add to the appeal of Driveline 50. These smooth and durable contemporary blocks are available in a wide range of vibrant colours and will maintain their appearance for years, complementing any style of property.

| | Sizes mm (nominal) | No. items/ pack | m ² /pack | Colours | Order Select |
|-------------------|--------------------|-----------------|----------------------|--|--------------|
| Single Size Packs | 200 x 100 x 50 | 488 | 9.76 | BRI CH R BO PM B BRA | ✓* |

*Order Select minimum supplied, 1m² in single sizes.

DRIVELINE 50®

Driveways



- 1: DRIVELINE 50, Brindle (BRI)
- 2: DRIVELINE 50, Charcoal (CH)
- 3: DRIVELINE 50, Red (R)
- 4: DRIVELINE 50, Burnt Ochre (BO)
- 5: DRIVELINE 50, Pewter Multi (PM)
- 6: DRIVELINE 50, Buff (B)
- 7: DRIVELINE 50, Bracken (BRA)

Complete the look
Steps p54, p55, Kerbs p187, Edges p188, Drainage p185

This product comes with specific installation guidelines. Please contact our Technical Advisory Team on 0370 411 2233 or visit our website www.marshalls.co.uk/homeowners prior to installation.

For more product notes see p190 or website



Priora® Patented Permeable Paving Systems

Global population growth, continued urban expansion and the effects of climate change are all impacting upon our environment. In this country, recent severe weather events have highlighted the incidence of flooding, where our drains simply cannot cope with the amount of rainfall run off – a problem which is only likely to increase into the future.



This increased risk of flooding has led to changes in legislation, meaning that the environmental consequences of creating hard landscaped areas for vehicle parking must now be taken into consideration when planning your driveway project. Visit www.communities.gov.uk for further information.

However, new and replacement driveways of any size are exempt from planning permission requirements where they use Sustainable Drainage Systems (SuDS).

Marshalls offers a full range of driveway products requiring no planning permission and having a positive impact on the environment.

The Priora Sustainable Drainage System (SuDS) has been specifically designed to manage heavy rainfall events. Each 60mm block features the Marshalls patented Priora nib design, which allows surface water to pass between the blocks into a specially calculated sub-base without compromising the structural performance of the driveway.

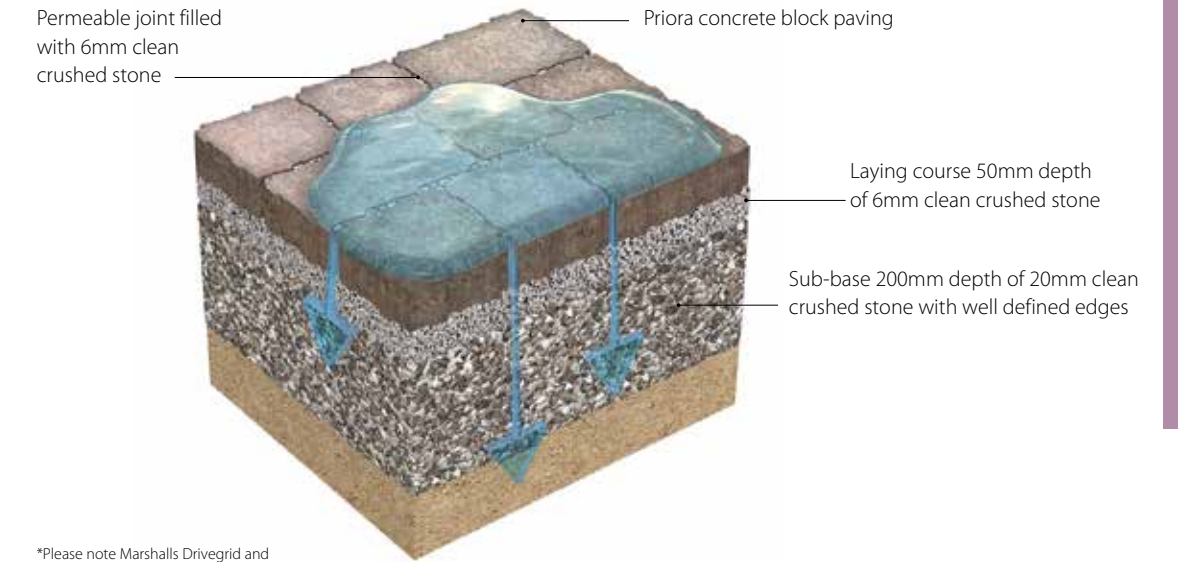


Three of the Marshalls most popular driveway ranges offer Priora SuDS options; Drivesett Argent Priora (p156), Drivesett Tegula Priora (p158) and Driveline Priora (p160).

Marshalls permeable grids such as Grassguard or Drivegrid can also be used to create occasional parking areas capable of managing the rainfall that lands on your property as long as a permeable sub-base is installed. Grassguard works in a similar way to Priora block paving, retaining all the environmental benefits of natural grassed areas yet offering the versatility and hardwearing strength of concrete. Drivegrid is a premium gravel stabiliser which combines with a permeable geotextile and choice of aggregate to complement any style of property. Both have been designed to allow rainwater to flow through easily into the sub-base below.*



In the sub-base, the sand laying course and MOT Type 1 are replaced with a larger aggregate that creates voids to allow the water to drain through. This design stores water safely until it can be absorbed into the ground, instead of directing it to the local drainage system, where it could present a burden.



*Please note Marshalls Drivegrid and Grassguard products work differently by holding a smaller volume of water, whilst allowing continued use. Contact Marshalls Technical and Advisory Service for more information.

Where a permeable driveway is not an option

Adequate drainage must be incorporated into your driveway or patio design. Marshalls has launched Driveline Drain, an innovative linear drainage solution that successfully achieves a premium finish, reduces the risk of flooding and complies with government legislation. See p185 for more details.



Permeable Driveways

Most people have in mind a colour palette for their project, irrespective of material or texture. Here you can choose your driveway products using this useful colour chart grouped by colour tone and texture.

Key

Also available as:

Coping **C** Edging **E** Kerb **K** Paving **P** Walling **W**

DRIVESETT ARGENT PRIORA, Light — p156
C E P W



DRIVESETT ARGENT PRIORA, Graphite — p156



Drivesett Tegula Priora, Traditional — p158
C K W



Drivesett Tegula Priora, Pennant Grey — p158
K



DRIVELINE PRIORA, Charcoal — p160



DRIVESETT TEGULA PRIORA, Harvest — p158



DRIVESETT ARGENT PRIORA, Dark — p156
C E P W



DRIVELINE PRIORA, Bracken — p160



DRIVELINE PRIORA, Red — p160



DRIVELINE PRIORA, Buff — p160



DRIVEGRID with Golden Blend 10mm Aggregate — p163



DRIVELINE PRIORA, Brindle — p160



GRASSGUARD, Earth Brown — p162



DRIVEGRID with Sea-Washed 10mm Aggregate — p163



DRIVELINE PRIORA, Burnt Ochre — p160



DRIVEGRID with Multi Flint Spar 10mm Aggregate — p163





DRIVESETT ARGENT PRIORA, Graphite (GR) with DRIVESETT ARGENT PRIORA, Light (LT) border and DRIVESETT Argent Edging, Light (LT)
Designed & installed by Milner Landscapes and Construction, Birmingham



DRIVESETT ARGENT PRIORA, Dark (DK) Edged with
DRIVESETT ARGENT PRIORA, Graphite (GR) and Light (LT).
Designed & installed by McPave North West, Preston

Contemporary sustainable driveway solutions

The ultimate sustainable driveway option with no additional drainage required and no need for planning permission. Priora Permeable Paving is designed to enable rainwater to percolate directly into the ground below, without overloading the drains, thereby reducing flood risk. Argent Priora has all the design appeal of a contemporary granite-look finish and is available with a range of co-ordinating, walling and edging features.

| | Sizes mm (nominal) | No. items/ pack | m ² /pack | Colours | Order Select |
|-----------------|-----------------------|--------------------|----------------------|----------------|-----------------|
| Mixed Size Pack | 240 x 160 x 60 | 108 | | GR LT DK | ✓* |
| | 160 x 160 x 60 | 135 | | | |
| | 80 x 160 x 60 | 36 | | | |
| Total Pack | | 279 | 8.06 | | |

*Order Select supplied in 1 layer random pattern.



DRIVESETT® ARGENT® PRIORA®

Patented Permeable Block Driveways



- 1: DRIVESETT ARGENT PRIORA, Graphite (GR)
- 2: DRIVESETT ARGENT PRIORA, Light (LT)
- 3: DRIVESETT ARGENT PRIORA, Dark (DK)

Complete the look
Paving p52, Walling p108, Driveway p144, Edges p188

This product comes with specific installation guidelines. Please contact our Technical Advisory Team on 0370 411 2233 or visit our website www.marshalls.co.uk/homeowners prior to installation.

For more product notes see p190 or website



DRIVESETT TEGULA PRIORA, Pennant Grey (PG) with Harvest (H) mix and Traditional (TR).
Designed & installed by Sandstone Landscape Construction, York



DRIVESETT TEGULA PRIORA, Harvest (H).
Edged with TEGULA KERB, Pennant Grey (PG).
Designed & installed by Westend Landscapes Ltd, Clevedon

High quality, aged and authentic sustainable block paving

Original and popular traditional block paving, renowned for its lasting high quality look, featuring an elegant timeworn appearance and available in a variety of sizes and rich colour blends. No planning permission required – Tegula Priora is designed to manage heavy rainfall in a sustainable way, with surface water passing through into the ground below. No need for additional drainage.




| | Sizes mm (nominal) | No. items/ pack | m²/pack | Colours |
|------------------|--------------------|-----------------|---------|---------------|
| Single Size Pack | 240 x 160 x 60 | 232 | 8.91 | TR PG H |
| | 160 x 160 x 60 | 348 | 8.91 | |
| | 120 x 160 x 60 | 492 | 9.45 | |

Tegula is a trademark of SF Kooperation GmbH.
Priora is a trademark of UNI-International Bausysteme GmbH.

DRIVESETT® TEGULA® PRIORA®

Patented Permeable Block Driveways



- 1: DRIVESETT TEGULA PRIORA, Traditional (TR)
- 2: DRIVESETT TEGULA PRIORA, Pennant Grey (PG)
- 3: DRIVESETT TEGULA PRIORA, Harvest (H)

Complete the look
Walling p114, Driveway p174-177, Kerbs p187,

This product comes with specific installation guidelines. Please contact our Technical Advisory Team on 0370 411 2233 or visit our website www.marshalls.co.uk/homeowners prior to installation.

For more product notes see p190 or website



DRIVELINE PRIORA, Brindle (BRI) edged with DRIVELINE PRIORA, Charcoal (CH) and DRIVELINE 4-in-1 Kerb, Charcoal (CH)



DRIVELINE PRIORA, Bracken (BRA)

Versatile and elegant sustainable driveways

The ideal permeable driveway solution, available in a range of attractive and popular colour options to enhance every home. No planning permission or additional drainage is required – Driveline Priora manages driveway drainage by allowing surface water to pass through the joints directly into the ground below, so not overloading the drains and reducing flood risk.

| | Sizes mm (nominal) | No. items/ pack | m ² /pack | Colours |
|------------------|-----------------------|--------------------|----------------------|----------------------------------|
| Single Size Pack | 200 x 100 x 60 | 404 | 8.08 | BRI BRA BO B CH R |

Priora is a trademark of UNI-International Bausysteme GmbH.


CO₂/M²


MADE IN
BRITAIN


Surface Performance
Technology
© Marshalls



© Marshalls
DELIVER


MID RANGE

Complete the look
Driveway p150, Kerbs p186, Decorative Aggregates p120

DRIVELINE® PRIORA®

Patented Permeable Block Driveways



- 1: DRIVELINE PRIORA, Brindle (BRI)
- 2: DRIVELINE PRIORA, Bracken (BRA)
- 3: DRIVELINE PRIORA, Burnt Ochre (BO)
- 4: DRIVELINE PRIORA, Buff (B)
- 5: DRIVELINE PRIORA, Charcoal (CH)
- 6: DRIVELINE PRIORA, Red (R)

This product comes with specific installation guidelines. Please contact our Technical Advisory Team on 0370 411 2233 or visit our website www.marshalls.co.uk/homeowners prior to installation.

For more product notes see p191 or website

GRASSGUARD®

Permeable Driveways



1



GRASSGUARD area adjacent to
DRIVESETT ARGENT PRIORA, Light (LT)

1: GRASSGUARD, Earth Brown

Sustainable occasional parking provision

Versatile and hardwearing Grassguard is a supplement to a block paved driveway for occasional parking. No planning permission required – Grassguard deals with rainfall run off in a sustainable way and retains all the environmental benefits of a natural grassed area.

| | Sizes mm (nominal) | No. items/ pack | No. /m ² | m ² /pack | Colour | Order Select |
|------------------|-----------------------|--------------------|---------------------|----------------------|----------------|-----------------|
| Single Size Pack | 500 x 300 x 100 | 64 | 6.67 | 9.6 | Earth Brown | ✓* |

*Order select minimum, one 500x300x100 piece.

Complete the look
Driveway p174-177, Kerbs p187, Edging p186,
Decorative Aggregates p120

This product comes with specific installation guidelines. Please contact our Technical Advisory Team on 0370 411 2233 or visit our website www.marshalls.co.uk/homeowners prior to installation.

For more product notes see p191 or website



SCAN PAGE




DRIVEGRID with Decorative Aggregate, Golden Blend 10mm.
Edged with DRIVESSETT ARGENT Edging, Light (LT)
and DRIVESSETT TEGULA, Pennant Grey (PG)

Stabilising permeable driveway grid

This Drivegrid System includes an improved high quality, premium grid that holds and stabilises gravel driveways and paths and a Geotextile to help prevent weed growth. Rainwater will run through the cells and into the ground below, so no planning permission is required and the choice of 6-10mm decorative aggregate is perfect for traditional or contemporary schemes.

| System Pack | Sizes mm (nominal) | No. items/ pack | m ² /pack | Colours | Order Select |
|---------------------|-----------------------|--------------------|----------------------|--|-----------------|
| Stabiliser Grid | 330 x 330 x 40 | 108 | 11.76 | Black | ✓* |
| Geotextile Membrane | 2250 x 6000 | 1 | | White | |
| Aggregate | Bulk | 1 | | Golden Blend 10mm Multi Flint Spar Sea Washed 10mm | |

*Order select minimum, one 330 x 330 x 40 piece. Grids come pre-assembled with Geotextile Membrane in pack. Aggregate is optional.



1

2

1: DRIVEGRID, Black
2: Geotextile



Sea-Washed 10mm Multi Flint Spar Golden Blend 10mm

Complete the look
Driveway p174-177, Kerbs p187, Edging p188,
Decorative Aggregates p120

This product comes with specific installation guidelines. Please contact our Technical Advisory Team on 0370 411 2233 or visit our website www.marshalls.co.uk/homeowners prior to installation.

For more product notes see p191 or website



SCAN PAGE

Traditional Driveways

Key

Also available as:

Coping **C** Edging **E** Kerb **K** Paving **P** Walling **W**

Most people have in mind a colour palette for their project, irrespective of material or texture. Here you can choose your driveway products using this useful colour chart grouped by colour tone and texture.

NATURAL STONE SETTS, Sawn & Tumbled, Silver Birch — p168
P W



DRIVESETT COPPICE, Pennant Blend — p179 **NEW**



DRIVESETT NATRALE, Slate — p182



NATURAL STONE SETTS, Split & Tumbled, Silver Birch — p168
P W



DRIVESETT TEGULA ORIGINAL, Pennant Grey — p175, 176, 177
K



STANDARD BLOCK PAVING, Charcoal — p184



STANDARD BLOCK PAVING, Natural — p184 **NEW**



DRIVELINE ELISE, Pebble Grey — p183



DRIVESYS ORIGINAL COBBLE, Iron Grey — p171



DRIVESYS ORIGINAL COBBLE, Basalt — p171
E



NATURAL STONE SETTS, Split & Tumbled, Autumn Bronze — p169
P W



STANDARD BLOCK PAVING, Buff — p184



DRIVESETT DUO, Cotswold — p180
W



DRIVESETT COPPICE, Cedar Blend — p179 **NEW**



DRIVESETT DUO, Heather — p180



DRIVESETT COPPICE, Oak Blend — p179 **NEW**



DRIVESETT NATRALE, Sand — p182



NATURAL STONE SETTS, Sawn & Tumbled, Autumn Bronze — p169
P W



DRIVESETT DECO, Cotswold — p181



DRIVESETT TEGULA ORIGINAL, Harvest — p175, 176



STANDARD BLOCK PAVING, Sunrise — p184



Traditional Driveways cont'd

Key

Also available as:

Coping **C** Edging **E** Kerb **K** Paving **P** Walling **W**

Most people have in mind a colour palette for their project, irrespective of material or texture. Here you can choose your driveway products using this useful colour chart grouped by colour tone and texture.

DRIVESETT TEGULA ORIGINAL, Hazelnut — p175



DRIVESETT TEGULA ORIGINAL, Autumn — p175



DRIVESETT DUO, Cinder — p180



DRIVESYS ORIGINAL COBBLE, Canvas — p171



DRIVESETT TEGULA ORIGINAL, Traditional — p175, 176, 177
K W



DRIVELINE ELISE, Brindle — p183



STANDARD BLOCK PAVING, Bracken — p184



DRIVESETT DECO, Traditional — p181



DRIVESETT DECO, Cinder — p181




STANDARD BLOCK PAVING, Brindle — p184



DRIVESYS CLASSIC PAVER, Abbey Blend — p173



DRIVESETT DUO, Terracotta — p180



DRIVESYS CLASSIC PAVER, Manor Red — p173



DRIVESETT DECO, Terracotta — p181



STANDARD BLOCK PAVING, Red — p184



To find your local Register member please visit
www.marshalls.co.uk/findaninstaller



NATURAL STONE SETTS, Sawn and Tumbled. Silver Birch (SB) mixed Autumn Bronze (AB).
Designed & installed by Oakley Landscapes Ltd, East Sheen

NATURAL STONE SETTS, Mixture of Split & Tumbled Autumn Bronze (AB) and Silver Birch (SB)

Superb traditional sandstone driveways

Natural stone driveway setts produced from specially selected Indian sandstone, featuring a naturally split stone to give a delicate riven profile to the surface of the setts. Hand selected for colour consistency, available in a range of sizes to create truly outstanding traditional driveways.

| | Sizes mm (nominal) | No. items /pack | m ² /pack** | Colours | Order Select |
|-----------------------|--------------------|-----------------|------------------------|----------|--------------|
| Split & Tumbled Setts | 100 x 100 x 50 | 800 | 10 | AB SB | ✓* |
| | 200 x 100 x 50 | 400 | 9.5 | | |
| Sawn & Tumbled Setts | 200 x 100 x 50 | 480 | 10 | | |

*Order Select minimum quantity 1m².
**Assumes nominal 15mm joint width.

NATURAL STONE SETTS

Ethically Sourced Natural Stone



- 1: DRIVEWAY SETTS, Sawn & Tumbled, Autumn Bronze (AB)
- 2: DRIVEWAY SETTS, Sawn & Tumbled, Silver Birch (SB)
- 3: DRIVEWAY SETTS, Split & Tumbled, Autumn Bronze (AB)
- 4: DRIVEWAY SETTS, Split & Tumbled, Silver Birch (SB)

Complete the look
Steps p54, p55, Kerbs p187, Walling p110, Drainage p185

This product comes with specific installation guidelines. Please contact our Technical Advisory Team on 0370 411 2233 or visit our website www.marshalls.co.uk/homeowners prior to installation.

For more product notes see p191 or website





DRIVESYS ORIGINAL COBBLE, Iron Grey (IG) & Canvas (CN) Random Mix. DRIVELINE DRAIN, Charcoal (CH).
Designed & installed by D Plumridge Professional Driveway & Patio Construction, Sutton



DRIVESYS ORIGINAL COBBLE, Basalt (B) edged with
DRIVESYS ORIGINAL COBBLE, Canvas (CN).
Designed & installed by Yorkshire Pro-Paving & Groundworks Ltd, Otley

All the charm and elegance of reclaimed stone

Drivesys Original Cobble creates a realistic antiqued cobbled stone look with all the benefits of an engineered concrete driveway system, providing an elegant and timeless reclaimed stone look. Use as single colour finish or blend a variety of colours, to enhance the charm of any home. Co-ordinating roundtop edges are available.

Complete the look
Steps p54, p55, Kerbs p187, Drainage p185



Marshalls recommends the patented Drivesys Driveway system is installed by Marshalls Register Installers.

| | Sizes mm (nominal) | No. items/ pack | m ² / pack | Colours | Order Select |
|----------------------|-----------------------|--------------------|--------------------------|---------------|-----------------|
| Mixed Size Pack | 215 x 130 x 60 | 80 | 5.46 | B IG CN | ✓* |
| | 165 x 130 x 60 | 40 | | | |
| | 130 x 130 x 60 | 40 | | | |
| | 185 x 130 x 60 | 40 | | | |
| | 145 x 130 x 60 | 40 | | | |
| Ready Mixed Jointing | 15kg | 3 | | GREY | |
| Total Pack | | 240 | | | |

*Order Select minimum quantity is 1m² random sizes.
Drivesys blocks come with a protective transportation seal which will remain slightly slippery underfoot until weathered. Once dissipated, blocks may appear lighter in colour.

DRIVESYS® ORIGINAL COBBLE

Patented Driveway System



- 1: DRIVESYS ORIGINAL COBBLE, Basalt (B)
2: DRIVESYS ORIGINAL COBBLE, Iron Grey (IG)
3: DRIVESYS ORIGINAL COBBLE, Canvas (CN)

To complete every Drivesys driveway, each pack is supplied with the right amount of ready mixed jointing compound, minimising fuss and number of deliveries.



This product comes with specific installation guidelines. Please contact our Technical Advisory Team on 0370 411 2233 or visit our website www.marshalls.co.uk/homeowners prior to installation.

For more product notes see p191 or website



DRIVESYS CLASSIC PAVER, Manor Red (MR).
Edged with DRIVESETT ARGENT Driveway Edging, Dark (D)



DRIVESYS CLASSIC PAVER,
Abbey Blend (AB)

High strength, high quality authentic style

Drivesys Classic Paver is a replica clay product made in high strength concrete for durability and ease of installation. A variety of realistic face profiles reflect the character of original kiln fired pavers resulting in truly authentic style. Two traditional colours are designed to be laid individually or as a coordinating blend.

Complete the look
Steps p54, p55, Driveways p136, Kerbs p187,
Walling p114, Drainage p185




Marshalls recommends the patented Drivesys Driveway system is installed by Marshalls Register Installers.

| | Sizes mm (nominal) | No. items/ pack | m ² / pack | Colours | Order Select |
|--------------------------------------|-----------------------|--------------------|--------------------------|----------|-----------------|
| Single Size Pack | 200 x 100 x 60 | 250 | 5 | MR AB | ✓* |
| Drivesys Narrow Jointing Compound | 15kg | 2 | | BUFF | |
| Total Pack | | | | | |

*Order Select minimum quantity 1m².
Drivesys blocks come with a protective transportation seal which will remain slightly slippery underfoot until weathered. Once dissipated, blocks may appear lighter in colour.

DRIVESYS® CLASSIC PAVER

Patented Driveway System



- 1: DRIVESYS CLASSIC PAVER, Manor Red (MR)
- 2: DRIVESYS CLASSIC PAVER, Abbey Blend (AB)

To complete every Drivesys Classic Paver driveway, each pack is supplied with the right amount of ready mixed narrow jointing compound, minimising fuss and number of deliveries.



This product comes with specific installation guidelines. Please contact our Technical Advisory Team on 0370 411 2233 or visit our website www.marshalls.co.uk/homeowners prior to installation.

For more product notes see p191 or website





DRIVESETT TEGULA ORIGINAL, Traditional (TR), feature band DRIVESETT DECO, Terracotta (TR) and DRIVESETT KERB, Traditional (TR).
Designed & installed by Brockstone Landscape Construction Ltd, Liverpool



DRIVESETT TEGULA ORIGINAL blend
of Traditional (TR) and Harvest (H)

Britain's most popular traditional block paving

Original and popular traditional block paving renowned for its lasting performance, offering a classic, high quality driveway. Designed to create an established, timeworn appearance, with a variety of block sizes and rich, traditional colour blends. With co-ordinating kerbs, walling and circle features available, Drivesett Tegula Original really is the complete package.

Complete the look
Walling p114, Driveway p158 , Drainage p185, Kerbs p187

| Single Size Packs | Sizes mm (nominal) | No. items/ pack | No/m ² | m ² / pack | Colours | Order Select |
|-------------------|--------------------|-----------------|-------------------|-----------------------|--------------------------|--------------|
| Jumper | 320 x 240 x 50 | 108 | 13 | 8.29 | TR, H, PG | ✓* |
| Large | 240 x 160 x 50 | 284 | 26 | 10.91 | TR H PG HA A | |
| Medium | 160 x 160 x 50 | 426 | 39 | 10.91 | | |
| Small | 120 x 160 x 50 | 606 | 52 | 11.64 | | ✓* |

*Order Select minimum quantity 1m².

DRIVESETT® TEGULA® ORIGINAL

Driveways



- 1: DRIVESETT TEGULA ORIGINAL, Traditional (TR)
- 2: DRIVESETT TEGULA ORIGINAL, Harvest (H)
- 3: DRIVESETT TEGULA ORIGINAL, Pennant Grey (PG)
- 4: DRIVESETT TEGULA ORIGINAL, Hazelnut (HA)
- 5: DRIVESETT TEGULA ORIGINAL, Autumn (A)

This product comes with specific installation guidelines. Please contact our Technical Advisory Team on 0370 411 2233 or visit our website www.marshalls.co.uk/homeowners prior to installation.

For more product notes see p191 or website



Tegula is a trademark of SF Kooperation GmbH.



DRIVESETT®
TEGULA® ORIGINAL

Driveways



- 1: DRIVESETT TEGULA ORIGINAL, Traditional (TR)
2: DRIVESETT TEGULA ORIGINAL, Harvest (H)
3: DRIVESETT TEGULA ORIGINAL, Pennant Grey (PG)

Complete the look
Walling p114, Driveway p158, Drainage p185, Kerbs p187

This product comes with specific installation guidelines. Please contact our Technical Advisory Team on 0370 411 2233 or visit our website www.marshalls.co.uk/homeowners prior to installation.

For more product notes see p191 or website



DRIVESETT TEGULA ORIGINAL, Pennant Grey (PG).
Edged with DRIVESETT KERB, Pennant Grey (PG).
DRIVELINE DRAIN, Charcoal (CH).



DRIVESETT TEGULA CIRCLE, feature and linear bands in Pennant Grey (PG).
Set within DRIVESETT TEGULA ORIGINAL Driveway in Traditional (TR)

Britain's most popular traditional block paving

Drivesett Tegula Original is also available in 9.73m² Project Packs, which contain the perfect proportion of block sizes to achieve a balanced look. Project Packs are ideal for easily calculating the correct number of packs to order with a minimum of waste. Available in the three most popular Drivesett Tegula Original colours.

| Project Packs | Sizes mm (nominal) | m ² /pack | Colours |
|---------------|--------------------|----------------------|---------------|
| Large | 240 x 160 x 50 | 9.73 | TR H PG |
| Medium | 160 x 160 x 50 | | |
| Small | 120 x 160 x 50 | | |



Tegula is a trademark of SF Kooperation GmbH.



The classic focal point

The perfect feature to create a truly individual driveway. This versatile circle can be incorporated as a focal point or used to break up uniformity in larger block paved areas. High quality, classic look and performance, with an attractive aged appearance and carefully matched colour choices.

| | Sizes mm (nominal) | m ² /pack | Colours |
|------------------------|--------------------|----------------------|----------|
| Circle Pack (2.6 dia.) | 2600 | 5.3 | TR PG |

Tegula is a trademark of SF Kooperation GmbH.



DRIVESETT®
TEGULA® CIRCLE

Driveways



- 1: DRIVESETT TEGULA CIRCLE, Traditional (TR)
2: DRIVESETT TEGULA CIRCLE, Pennant Grey (PG)

Complete the look
Walling p114, Driveway p158, Drainage p185, Kerbs p187

This product comes with specific installation guidelines. Please contact our Technical Advisory Team on 0370 411 2233 or visit our website www.marshalls.co.uk/homeowners prior to installation.

For more product notes see p191 or website





DRIVESETT COPPICE, Oak Blend (OB), edged with DRIVESETT COPPICE, Pennant Blend (PB) and TEGULA KERB, Traditional (TR)

Distinctive blended colours with a pleasing traditional aesthetic

Blended from light to dark in each of the three new colour mixes. Each single size pack contains five different blends which, when laid create an impression of multiple sized block paving.

The blocks are lightly riven with an aged edge detail that creates a pleasing and distinctive traditional driveway.

Drivesett Coppice is available in one popular block size for ease of installation and three versatile colours blended to suit a broad range of house types.

| | Size mm (nominal) | Units per pack | Area m²/pack | Colour | Order Select |
|-------------------|-------------------|----------------|--------------|----------------|--------------|
| Drivesett Coppice | 240 x 160 x 50 | 250 | 9.6 | CB OB PB | ✓* |

*Order Select minimum quantity 1m².

DRIVESETT® COPPICE®

Driveways

NEW



- 1. DRIVESETT COPPICE, Cedar Blend (CB)
- 2. DRIVESETT COPPICE, Oak Blend (OB)
- 3. DRIVESETT COPPICE Pennant Blend (PB)

Complete the look
Steps p54, Walling p114, Drainage p185,
Kerbs p187, Edges p188


This product comes with specific installation guidelines. Please contact our Technical Advisory Team on 0370 411 2233 or visit our website www.marshalls.co.uk/homeowners prior to installation.

For more product notes see p191 or website



DRIVESETT® DUO®

Driveways



- 1: DRIVESETT DUO, Cider (CI)
- 2: DRIVESETT DUO, Terracotta (T)
- 3: DRIVESETT DUO, Heather (HTHR)
- 4: DRIVESETT DUO, Cotswold (C)

Each block is reversible allowing individual design mixtures.



Complete the look
Walling p114, Driveway p174-177, Drainage p185, Kerbs p187

This product comes with specific installation guidelines. Please contact our Technical Advisory Team on 0370 411 2233 or visit our website www.marshalls.co.uk/homeowners prior to installation.

For more product notes see p191 or website



Drivesett Duo, Heather (HTHR)/Cotswold (C) mix. Edged with Drivesett Deco, Cotswold (C) border and Drivesett Kerb, Pennant Grey (PG). Design & installation by B H Building, Grantham

Mellow and traditional blended colours

An attractive dual faced block featuring a different but complementary colour on each side, facilitates creating colour blends or bespoke designs within the area of the driveway. Classic, timeworn appearance and different block sizes create a mellow, traditional look that coordinates perfectly with Drivesett Walling and Kerbs.

| | Sizes mm (nominal) | No. items/ pack | m ² /pack | Colours | Order Select |
|------------------|--------------------|-----------------|----------------------|----------------|--------------|
| Single Size Pack | 240 x 160 x 50 | 280 | 10.76 | CI, T, HTHR, C | ✓* |
| | 160 x 160 x 50 | 420 | 10.76 | | |
| | 120 x 160 x 50 | 560 | 10.76 | | |

*Order Select minimum 1m² in single sizes.



CO₂/M²



MADE IN BRITAIN



DELIVER



MID RANGE



DRIVESETT DECO, Traditional (TR) edged with Drivesett Kerb, Traditional (TR) and Drivesett Deco, Costwold (C)

Rustic and traditional cobbled effect


Create a traditional cobbled effect with these smaller rustic blocks, offering an elegant aged appearance and a choice of rich colour blends. Drivesett Deco is suitable for use as driveway, edging feature or path, co-ordinating beautifully with many other Marshalls paving and driveway products.

| | Sizes mm (nominal) | No. items/ pack | m ² / pack | Colours | Order Select |
|------------------|--------------------|-----------------|-----------------------|--------------------|--------------|
| Single Size Pack | 110 x 110 x 50 | 882 | 10.67 | TR T C CI | ✓* |

*Order Select minimum 1m².

DRIVESETT® DECO

Driveways



- 1: DRIVESETT DECO, Traditional (TR)
- 2: DRIVESETT DECO, Terracotta (T)
- 3: DRIVESETT DECO, Cotswold (C)
- 4: DRIVESETT DECO, Cider (CI)

Complete the look
Walling p114, Driveway p174-177, Drainage p185, Kerbs p187

This product comes with specific installation guidelines. Please contact our Technical Advisory Team on 0370 411 2233 or visit our website www.marshalls.co.uk/homeowners prior to installation.

For more product notes see p191 or website



DRIVESETT® NATRALE

Driveways



- 1: DRIVESETT NATRALE, Sand (S)
2: DRIVESETT NATRALE, Slate (SL)




DRIVESETT NATRALE, Slate (SL).
Edged with KEYKERB LARGE Charcoal (C).
Designed & installed by Arun Driveways, Littlehampton



DRIVELINE ELISE, Brindle (BRI), edged with TEGULA KERB,
Pennant Grey (PG). DRIVELINE DRAIN, Charcoal (CH).
Design & installation by Leading Landscapes Ltd, Linford, Essex

DRIVELINE® ELISE®

Driveways



- 1: DRIVELINE ELISE, Brindle (BRI)
2: DRIVELINE ELISE, Pebble Grey (PB)

Combining practicality with design choice

Drivesett Natrale uses realistic split stone face profiles to provide a cost effective, hard wearing and practical alternative to natural stone driveways. The varied selection of block sizes and warm colour mixes can be used to create attractive random designs.

| | Sizes mm (nominal) | No. items/ pack | m ² / pack | Colours | Order Select |
|------------------|-----------------------|--------------------|--------------------------|---------|-----------------|
| Single Size Pack | 240 x 160 x 50 | 300 | 11.52 | S SL | ✓* |
| | 160 x 160 x 50 | 420 | 10.75 | | |
| | 120 x 160 x 50 | 540 | 10.37 | | |

*Order Select minimum 1m² in single sizes.

Elegant larger blocks for texture and interest

Create impact and effect with this larger size block featuring a subtle hammered texture designed to add interest to all driveway areas. The single large block size will suit almost any style of home, enhancing the appeal of every property.

| | Sizes mm (nominal) | No. items/ pack | m ² / pack | Colours |
|------------------|-----------------------|--------------------|--------------------------|-----------|
| Single Size Pack | 300 x 150 x 50 | 204 | 9.18 | BRI PB |

Complete the look
Steps p54, Walling p108, Drainage p185, Kerbs p186

This product comes with specific installation guidelines. Please contact our Technical Advisory Team on 0370 411 2233 or visit our website www.marshalls.co.uk/homeowners prior to installation.

For more product notes see p191 or website



Complete the look
Steps p54, Walling p114, Drainage p185, Kerbs p187

This product comes with specific installation guidelines. Please contact our Technical Advisory Team on 0370 411 2233 or visit our website www.marshalls.co.uk/homeowners prior to installation.

For more product notes see p191 or website



STANDARD BLOCK PAVING

Driveways



NEW

- 1: STANDARD BLOCK PAVING, Brindle (BRI)
- 2: STANDARD BLOCK PAVING, Red (R)
- 3: STANDARD BLOCK PAVING, Charcoal (CH)
- 4: STANDARD BLOCK PAVING, Bracken (BRA)
- 5: STANDARD BLOCK PAVING, Sunrise (SR)
- 6: STANDARD BLOCK PAVING, Buff (B)
- 7: STANDARD BLOCK PAVING, Natural (N)

This product comes with specific installation guidelines. Please contact our Technical Advisory Team on 0370 411 2233 or visit our website www.marshalls.co.uk/homeowners prior to installation.

For more product notes see p191 or website



Standard Block Paving, Bracken (BRA), edged with Charcoal (CH).
Installed by James Bird Landscapes Ltd, Sheffield

Attractive and long lasting driveway solutions

Budget block paving offers a more attractive, practical and longer lasting option than resin or asphalt alternatives. Available in a range of colours to create a durable driveway solution. And where a more premium finish is required, consider Driveline 50 for a top quality smooth, contemporary finish.

| | Sizes mm (nominal) | No. items/ pack | No/m ² | m ² / pack | Colours |
|------------------|--------------------|-----------------|-------------------|-----------------------|---------------------------------------|
| Single Size Pack | 200 x 100 x 50 | 488 | 50 | 9.76 | BRI R CH BRA SR B N |

Complete the look
Steps p54, Walling p116, Drainage p185, Kerbs p186



DRIVELINE DRAIN, Charcoal (CH),
Paving, DRIVELINE METRO, Light Grey (LG)

Subtle control for water run off


Driveline Drain concrete linear drainage controls normal water run off from driveways and paving with no requirement for planning permission. Marshalls Driveline Drain is available in three colours, designed to coordinate with any paving or driveway product design in our range.

| Driveline Drain | Sizes mm (nominal) | No. items/ pack | Linear m/ pack | Colours | Order Select |
|-----------------|--------------------------------|-----------------|----------------|---------------|--------------|
| | 150 x 100 x 165 70 Diameter | 256 | 25.6 | CH N BR | ✓* |

*Order select minimum, one piece.

DRIVELINE DRAIN®

Driveways



- 1: DRIVELINE DRAIN, Charcoal (CH), Natural (N), Brindle (BR)
- 2: Rodding Box & Access Lid
- 3: Blanking Plug
- 4: Connector Plate

Accessories are also available for a complete installation – your drain run length will depend on the accessories you need. See installation guide for the full details.

Complete the look
Driveways p132-182, Kerbs p186, p187

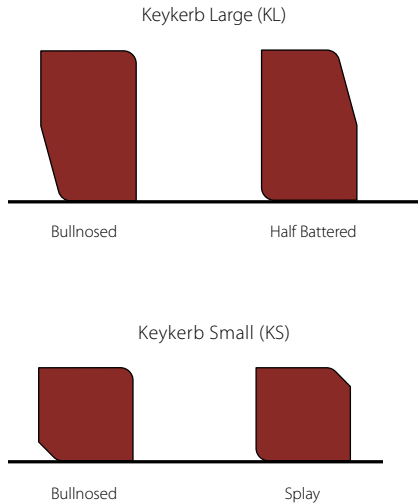
This product comes with specific installation guidelines. Please contact our Technical Advisory Team on 0370 411 2233 or visit our website www.marshalls.co.uk/homeowners prior to installation.

For more product notes see p191 or website



KEYKERB®

Driveways



This product comes with specific installation guidelines. Please contact our Technical Advisory Team on 0370 411 2233 or visit our website www.marshalls.co.uk/homeowners prior to installation.

For more product notes see p191 or website



Designed for versatility and practicality

Essential to the look and practicality of every project, Keykerb large and small blocks are designed to work as a barrier or restraint between soft landscaping or decorative aggregates and all types of driveway and paving. Available in different profiles and a choice of three colours.

| Keykerb Large (KL) | Linear m/pack | Colours | Keykerb Small (KS) | Linear m/pack | Colours |
|--|---------------|--------------|--|---------------|--------------|
| Standard (Dual purpose bullnosed and half battered) | 25.2 | C R BR | Standard (Dual purpose bullnosed and splay) | 37.8 | C R BR |
| Radial Bullnosed (Dual purpose internal/external) | 7.2 | | Radial. Splay (Dual purpose internal/external) | 10.8 | |
| *90° Angle Internal (half battered) | | | *90° Angle Internal Splay | | |
| *90° Angle External (half battered) | | | *90° Angle External Splay | | |
| Radial. Half battered (Dual purpose internal/external) | 7.2 | | Radial. Bullnosed (Dual purpose internal/external) | 10.8 | |
| *90° Angle Internal (bullnosed) | | | *90° Angle Internal (bullnosed) | | |
| *90° Angle External (bullnosed) | | | *90° Angle External (bullnosed) | | |



SCAN PAGE



Keykerb Large (KL), Charcoal (CH), with Driveline Channel, Charcoal (CH)



TEGULA® KERB



DRIVESETT® KERB



This product comes with specific installation guidelines. Please contact our Technical Advisory Team on 0370 411 2233 or visit our website www.marshalls.co.uk/homeowners prior to installation. For more product notes see p191 or website



SCAN PAGE

MARSHALLS BLOCK KERB

Versatile, easy to use block kerb

Provides attractive restraining edges for driveway and paving projects. These products can be laid easily to retain different shapes and orientations.

| | Sizes mm (nominal) | No. items/pack | Colours |
|----------------------------|-----------------------|----------------|----------|
| TEGULA KERB | | | |
| Standard Tegula Kerb | 130 x 160 x 250 | 120 60 | TR PG |
| Radial Internal & External | 130 x 160 x 96 x 250 | 60 | |
| Return Internal & External | 160 x 160 x 250 | 1 | |
| DRIVESETT KERB | | | |
| | 120 x 80 x 240 | 192 | TR PG H |
| 4-in-1 KERB | | | |
| Driveline | 100 x 100 x 200 | 240 | BRI CH |
| Drivesett | 100 x 100 x 200 | 240 | PG |



Driveline 4-in-1 Kerb, Brindle (BRI)



Driveline 4-in-1 Kerb, Brindle (BRI)



Drivesett 4-in-1 Kerb, Pennant Grey (PG)



Drivesett 4-in-1 Kerb, Pennant Grey (PG)

4-in-1 KERB

DRIVEWAY
EDGING



NEW

- 1: DRIVESYS ROUNDTOP Edging, Basalt (B)
- 2: DRIVESETT ARGENT Edging, Natural (N)
- 3: DRIVESETT ARGENT Edging, Light (LT)
- 4: DRIVESETT ARGENT Edging, Dark (DK)
- 5: DRIVELINE NOVA Edging, Pebble Grey (PG)
- 6: DRIVELINE NOVA Edging Brindle (BR)

This product comes with specific installation guidelines. Please contact our Technical Advisory Team on 0370 411 2233 or visit our website www.marshalls.co.uk/homeowners prior to installation.

For more product notes see p191 or website



DRIVESYS ROUNDTOP Edging, Basalt (B) with DRIVESYS ORIGINAL COBBLE, Iron Grey (IG)

DRIVESYS®
ROUNDTOP



DRIVELINE NOVA Edging, Pebble Grey (PG) with DRIVELINE NOVA, Brindle (IG)

DRIVELINE
NOVA™



DRIVESETT ARGENT Edging, Natural (N) with DRIVESETT ARGENT, Dark (D), DRIVESETT ARGENT, Buff (B)

DRIVESETT®
ARGENT®

Designs to complement any driveway

Contemporary edge restraints designed to complement the full range of Marshalls paving and driveway products. Each edging perfectly complements their respective driveway ranges.

Drivesett Argent Edging has the same premium granite look as the Drivesett Argent range, see p144, p156 and can be used to match or contrast.

Driveline Nova Edging is designed to be laid flush with the Driveline Nova block paving, see p146 to seamlessly provide a discreet haunch.

Drivesys Roundtop Edging in Basalt coordinates with the expanding range of Drivesys block paving, see p136-140, p170-172.



DRIVELINE CHANNEL, Brindle (BRI)

CHANNELS



DRIVELINE CHANNEL, Brindle (BRI)



DRIVESETT CHANNEL, Pennant Grey (PG)



DRIVESETT CHANNEL, Pennant Grey (PG)

| | Sizes mm (nominal) | No. items/ pack | Linear m/ pack | Colours |
|-------------------|--------------------|-----------------|----------------|---------|
| Channels | | | | |
| Drivesett Channel | 200 x 200 x 65 | 80 | 16 | PG |
| Driveline Channel | 200 x 200 x 65 | 240 | 48 | BRI, CH |



TELESCOPIC SECURITY POST

Simple but effective security device, can be used both in front of the garage and at the driveway entrance to deter theft.

| | No. item/ pack | Weight (kg/ pack) | Colours |
|--------------------------|----------------|-------------------|--------------------------------|
| Telescopic Security Post | 1 | 22 | Black, Yellow, Stainless Steel |

This product comes with specific installation guidelines. Please contact our Technical Advisory Team on 0370 411 2233 or visit our website www.marshalls.co.uk/homeowners prior to installation.



Driveway Notes

General Driveway Notes

- All Marshalls driveway products in this brochure are designed for domestic vehicles only, they are not designed for commercial vehicles
- Driveways must be installed with edge restraints for stability
- Driveways must be installed in accordance with current legislation to manage and control water run-off.

Natural Stone Driveway Products

- Marshalls endeavour to ensure that all natural stone products are covered by the Fairstone guarantee of quality. If the Fairstone Logo is visible on a product page be assured that this product is processed and supplied only by proven ethical sources (see page 12 for more information)
- All Marshalls sandstone paving is covered by the Marshalls Stone Standard quality mark of assurance. Where the Marshalls Stone Standard logo is visible on a sandstone page, be assured that this product not only meets but exceeds the base technical levels outlined in the British Standard
- Due to the nature of this product, you may see some colour variation in natural stone products.

Marshalls Concrete Driveway Products

- When laying block paving products, for an even colour blend ensure blocks are taken from a number of packs. Also taking blocks from vertical rather than horizontal layers will ensure good colour blend
- Marshalls concrete block paving is manufactured in different factories. Colour may vary slightly across these works of manufacture
- Marshalls can supply kiln dried sand, contact your local service centre for more information.

For specific installation guides Marshalls Register Installers can also consult the Installer Pocket Guide. Or if you are laying any Marshalls driveway materials for the first time, please contact Marshalls Technical Advisory Team on 0370 411 2233 or visit our website www.marshalls.co.uk for installation advice.

p132 MAGNASETT

- A blended mix of premium stone
- Please note due to the nature of this product significant variation between stones can occur
- The use of the correct installation method is critical for this product, please contact Marshalls Technical Advisory Service for more information.

p134 DRIVEWAY SETTS

- A premium stone driveway product
- Please note due to the nature of this product significant variation between stones can occur
- For a co-ordinated natural stone look try Natural Stone Walling, p102, p110. Stone Steps p54
- The use of the correct installation method is critical for this product, please contact Marshalls Technical Advisory Service for more information
- For paths and edging smaller quantities can be ordered via the Order Select service, see p16.

p135 SAWN GRANITE SETTS

- A contemporary, linear natural stone driveway product
- Please note due to the nature of this product significant variation between stones can occur
- The use of the correct installation method is critical for this product, please contact Marshalls Technical Advisory Service for more information
- Please note Marshalls WeatherPoint 365 is not suitable for use with this product.

p136, 138, 140 DRIVESYS FLAMED, RIVEN & SPLIT STONE

- A premium, concrete driveway product which has a patented base design to automatically create the right size joint
- Drivesys is available in a number of sizes, colours and finishes
- Sufficient and appropriate jointing compound is delivered with every order
- Drivesys blocks come with a shiny protective transportation seal which wears off to reveal the slightly lighter true colour
- Drivesys Jointing Compound is guaranteed for a period of 12 months or 2 years if the customer has purchased a Marshalls Hard Landscaping Guarantee
- It is essential that the 'Drivesys Installation Guide' is followed, to request a copy call the Marshalls Technical Advisory Service
- It is recommended that Drivesys is installed by a Marshalls Register member
- For coordinating Drivesys Roundtop Edging see p188
- Marshalls recommends that Drivesys Jointing Compound is always used with this product for structural stability.

p142 DRIVELINE METRO

- A textured, concrete driveway product with attractive exposed granite aggregates
- Driveline Metro can be a single colour driveway, or you can purchase a number of different colour packs to create a unique effect.



p144 DRIVESETT ARGENT

- A textured, concrete driveway product with attractive exposed granite aggregates
- This product co-ordinates perfectly with Drivesett Argent Edgings, see p180, Argent Paving p52 and Argent Walling p108.

p146 DRIVELINE NOVA NEW

- A linear, concrete driveway product with distinctive colour aesthetic
- This product co-ordinates perfectly with Driveline Nova Edging.

p148 DRIVESETT SAVANNA

- A smooth concrete driveway product.

p150 DRIVELINE 50

- An upgrade to Standard CBP Driveline 50 is an improved driveway product with a smooth surface and contemporary sparkle

Common to all Priora Driveways:

- The Priora design drains water away safely in heavy rainfall without burdening the community drainage system
- If installed with the correct sub-base this permeable paving solution can be used in a front garden without obtaining planning permission
- Specific installation guidance must be followed
- The Priora System should not be attempted by the DIY enthusiast or untrained installer. It requires the careful calculation of a soil permeability test and appropriate use of specially graded sub-base aggregates.**Should an installer wish to undertake training for the installation of this product please call the Marshalls Helpline on 0345 820 5000 for further information.

Visit the Marshalls website to find your nearest Marshalls Register Installers trained to install Priora Systems, or call 0345 820 5000

p156 DRIVESETT ARGENT PRIORA

- An attractive, yet sustainable concrete driveway product with attractive exposed granite aggregates
- Manages rainfall run off in a sustainable way and does not require planning permission when installed correctly
- This product co-ordinates perfectly with Drivesett Argent Edgings, see p180, Argent Paving p52 and Argent Walling p108.

p158 DRIVESETT TEGULA PRIORA

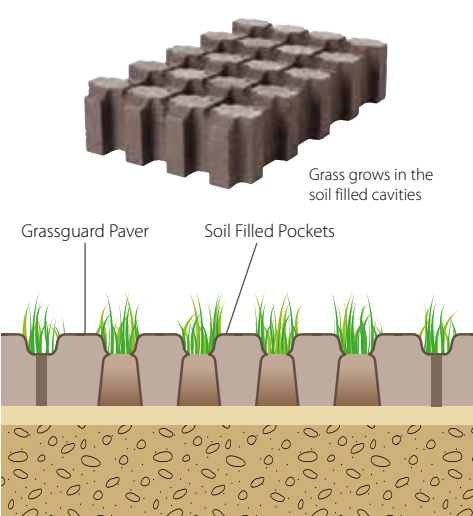
- A sustainable concrete driveway product, with a traditional look
- Manages rainfall run off in a sustainable way and does not require planning permission when installed correctly.

p160 DRIVELINE PRIORA

- A sustainable concrete driveway product, with a traditional look
- Manages rainfall run off in a sustainable way and does not require planning permission when installed correctly.

p162 GRASSGUARD

- A permeable concrete grid, driveway system
- Ideal for occasional car parking spaces, but due to its nature it is not as even as other concrete block paving products, so extra care must be taken when walking over areas in high heels
- Manages rainfall run off in a sustainable way and does not require planning permission when installed correctly
- The Grassguard grid allows grass to grow through the blocks, providing a green option for parking.



p163 DRIVEGRID

- A composite permeable grid system, which is filled with gravel to create a car parking area or pathway
- When using this product it is essential that the area is framed with an edge restraint for stability
- For best aesthetic looks Marshalls recommends using a driveway entrance strip
- All components available as a system, delivered direct to site
- Grid and Membrane are packed together & cannot be sold separately.

p168 NATURAL STONE SETTS

- A premium stone driveway product
- Please note due to the nature of this product significant variation between stones can occur
- For a co-ordinated natural stone look try Natural Stone Walling, p102, p110. Stone Steps p54
- The use of the correct installation method is critical for this product, please contact Marshalls Technical Advisory Service on 0370 411 2233 for more information
- For paths and edging smaller quantities can be ordered via the Order Select service, see p16.

p170, 172 DRIVESYS ORIGINAL COBBLE & CLASSIC PAVER

- A premium, concrete driveway product which has a patented base design to automatically create the right size joint
- Drivesys is available in a number of sizes, colours and finishes
- Sufficient and appropriate jointing compound is delivered with every order
- Drivesys blocks come with a shiny protective transportation seal which quickly wears off to reveal the slightly lighter true colour
- Drivesys Jointing Compound is guaranteed for a period of 12 months or 2 years if the customer has purchased a Marshalls Hard Landscaping Guarantee
- It is essential that the 'Drivesys Installation Guide' is followed, to order a copy call the Marshalls Technical Advisory Service,
- It is recommended that Drivesys is installed by a Marshalls Register Member
- For coordinating Drivesys Roundtop Edging see p188
- Marshalls recommends that Drivesys Jointing Compound is always used with this product for structural stability.

p174-177 DRIVESETT TEGULA ORIGINAL

- A traditional look, concrete driveway product, perhaps Britain's preferred choice of driveway for the past decade and still a perfect option
- Why not try co-ordinating walling and edging see p114 & 187.

p178 DRIVESETT COPPICE NEW

- A traditional look, concrete driveway product with innovative colour aesthetic
- Take product from across a layer of the pack to achieve the correct colour blend.

p180 DRIVESETT DUO

- A unique traditional look, concrete driveway product,
- Each block is reversible, with a defined colour blend on each side, allowing individual design mixtures.

p181 DRIVESETT DECO

- A smaller traditional look, concrete driveway product, ideal for driveways
- This product can also be used for pathways, driveway entrance strips or borders.

p182 DRIVESETT NATRALE

- A riven textured, concrete driveway product available in a number of sizes.

p183 DRIVELINE ELISE

- A distinctive, concrete driveway products with a hammered granite texture.

p184 STANDARD BLOCK PAVING NEW

- A standard block paving product, made in different factories in England, Scotland and Wales therefore variations in colour and tone may occur
- A new Natural colour has been introduced to this range.

p185 DRIVELINE DRAIN

- Driveline Drain concrete linear drainage controls normal water run off from driveways and paving with no requirement for planning permission
- Accessories are also available for a complete installation,
- Specific installation guidance must be followed. Consult a Marshalls Register Installer. Or for further guidance contact Marshalls Technical Advisory Service
- Specific maintenance guidance is also available.

p186, 187 KEYKERB, TEGULA & DRIVESETT KERB

- Large or small kerb is the foundation of any successful driveway installation
- Specific installation guidance must be followed. Consult a Marshalls Register Installer. Or for further guidance contact Marshalls Technical Advisory Service
- Keykerb Corners are sold in pairs.

p188 DRIVEWAY EDGING NEW

- The perfect edge restraints to coordinate with the Driveway products or contrast with other products within the Driveways range
- Drivesys is a round top edging available in Basalt
- Argent is a granite effect, flat top textured edging in three colour options
- Nova is a flat top edging with colour in the top 20mm designed to be laid flush with the Driveline Nova block paving
- Specific installation guidance must be followed. Consult a Marshalls Register Installer. Or for further guidance contact Marshalls Technical Advisory Service.

Marshalls Joint Filling Sand - Available in Red and Golden

Marshalls Joint Filling Sand is a special kiln dried sand suitable for use with all types of block paving.

| Coverage | | | |
|-------------------------|-------------------|-----------------------|----------------------|
| Paving thickness | 50mm | 60mm | 80mm |
| Joint sand per 25kg bag | 6-8m ² | 4.5-6.5m ² | 3.5-5.5 ² |

Contact Marshalls Technical Advisory Service on 0370 411 2233

Driveway Notes

p156-161 PRIORA Conditions and Guidelines for Use

CONDITIONS REQUIRED FOR PRIORA

The grade of Priora featured in this brochure is only intended for normal domestic vehicles and pedestrian traffic, though occasional delivery vehicles over 3.5 tonnes gross weight can be tolerated.*

The Domestic Priora System is only intended for driveways or paths where infiltration is required only in the immediate Priora paved area and not from other surrounding paved or roofed areas (see rainwater catchment area guideline opposite).

In some parts of the country there are ground conditions where infiltration could adversely affect foundations to houses, therefore, if in doubt seek advice from a specialist or the local authority building control department.

Properties constructed pre 1920 may not have been built on traditional concrete foundation, therefore in this case, Marshalls Domestic Priora System should not be installed.

Check for services, Priora must not be installed if gas or electric services run through intended Priora areas.

Priora is a trademark of UNI-International Bausysteme GmbH.

GUIDELINES FOR INSTALLING PRIORA

Surface Gradient

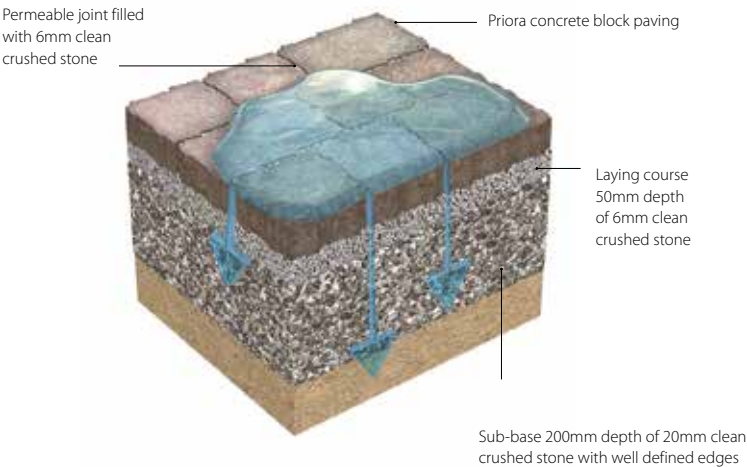
The intended Priora area must fall away from the owner's house and any other buildings in the immediate vicinity.

If the driveway exceeds 20m in length and/or has a gradient greater than 1 in 100 then please contact Marshalls Technical Advisory Service.*

The top surface of the driveway should finish at least 150mm below any adjoining wall DPC level.

Existing Foundations

If your house lies adjacent to or less than 600mm from the proposed Domestic Priora driveway area, establish depth of house foundation before undertaking any soil test/Priora installation. The house foundation top surface must be 600mm (minimum) below the finished level of the top of the proposed Priora driveway.



Soil Strength and Permeability

Marshalls Domestic Priora System must be laid on a subgrade which has previously had an established and adequate existing driveway and an area which has a subgrade soil strength greater than 5%.

The Domestic Priora System is only suitable for soil areas where infiltration applies and the test criteria have been met as per the standard permeability test.

For the standard permeability a test hole should be dug for every 20m² of driveway. There should be a minimum of two holes. Holes/pits should be spaced evenly in relation to the proposed Priora area.*

Discharge onto Roadway

The Domestic Priora area must not discharge onto surrounding public roadway and pathways and towards any buildings.

Rainwater Catchment Area

No adjoining surface areas (rainwater pipes, roof areas, etc) must drain onto and into the proposed Domestic Priora driveway area, however, small areas such as door steps and garage areas are acceptable providing they do not exceed 5% of the driveway area.

Guideline: Catchment area = driveway area.
Catchment area = drained surface area.

Aggregates

Priora must be laid with 20mm and 6mm clean crushed stone aggregate to BS EN13242 and BS EN12620 to ensure compliance.

Trees

When installing in close proximity to existing trees, tree roots smaller than 25mm diameter may be pruned back, preferably to a side branch, using a suitable pair of secateurs or hand saw. Roots larger than 25mm should only be severed following consultation with an arboriculturist, as they may be essential to the tree's health and stability. Protection of the pavement will also be required, hence the requirement of a permeable root barrier system such as the Geoweb bio barrier system (www.Fiberweb.com) or similar which is non surface protruding, and therefore, does not present a trip hazard once installed.

Health and Safety

It is possible that more excavation for a Priora driveway may be required than that of a driveway constructed of traditional block paving, therefore, care must be taken when excavating ground to a deeper level. Particular care must be taken to protect the sites from children and partially sighted persons and for collapse of adjoining features such as boundary walls/fences.

Check for services, if they run through intended Priora areas, the service provider must be consulted before work commences.

Care must be taken when constructing over sewer, rainwater pipes and water pipes to ensure that the services remain supported for their full length by undisturbed material and are surrounded on the remaining sides by a minimum of 150mm of 6mm material to protect the service.

Important General Technical Information

Efflorescence

All concrete products may, in their early life, appear to lose some intensity of colour and experience a milky-white stain on the face of the product. This is efflorescence staining. It is a temporary phenomenon and is in no way detrimental to the performance of the material and responsibility cannot be accepted for its occurrence. Clay products may also suffer from a temporary white stain called efflorescence. This is quite different from efflorescence in concrete products and is caused by soluble salts within the clay being transported by water to the surface as they dry out. Responsibility cannot be accepted for its occurrence. For further information on efflorescence staining in both clay and concrete products, please call the Technical Advisory Service Tel: 0370 411 2233.

Other Weathering

Weathering and site conditions can occasionally cause other variations in shade to appear. Differential weathering can cause patchy dark discolourations on the surface of individual units. Again this will generally diminish over time and will not affect long term performance. Natural stone may develop added marking, deposits or patches as mineral content oxidises. All products can develop algae and organic growths under certain environmental conditions and may require cleaning. Areas adjacent to borders, plant pots and trees may discolour from transfer of plant-life; specialist maintenance advice may need to be sought.

Marshalls cannot accept responsibility for any of the above conditions.

Maintenance

Paving materials require periodic cleaning to maintain their appearance. Regular sweeping to prevent the build-up of detritus is recommended.

Light coloured blocks, whilst structurally sound for driveway use, do emphasise tyre marks and oil spills on the driveway. It must be accepted that these products will need more maintenance if the overall appearance is to be maintained.

Proprietary cleaning agents are widely available. However care should be taken when buying cleaning agents as some varieties contain a concentration of acid, which can adversely affect the appearance of concrete products, clay and natural stone.

A trial on a small section of paving is always recommended prior to using on the full area.

For general cleaning of dirt and algae, vigorous brushing with a stiff yard broom with plenty of hot detergent solution (washing up liquid or non-bio washing powder), thoroughly rinsed with clean water should suffice. Repeated treatment may be required for paved areas sited beneath trees or in permanent/ near permanent shade. In certain circumstances, prolonged contact with wet leaves can result in staining of the paved area. Such contact should be avoided wherever practical.

Power-washing

Power-washing with high-pressure equipment is not normally required. Should these methods be employed, the following precautions should be observed:

- Paving should be thoroughly swept to remove detritus (loose debris) that could act as an abrasive agent when moved by the force of a power jet.
- A trial area should be tested before larger scale power-washing takes place.
- No more than a medium pressure should be applied when washing paving.
- The power-washing lance should be held at an oblique angle to the paving and at least 200mm (8") from the surface.
- If excess sand is washed from the joints during the washing exercise, it is important that the joints are re-sanded with similar materials upon completion.
- If mortar joints between pavings are damaged during power-washing they should be re-pointed/made good with fresh pointing as required, to maintain the integrity of the paving.

Weatherpoint 365 Terms & Conditions

For full terms and conditions please visit Marshalls website at: www.marshalls.co.uk/weatherpoint

Suitability/Application

The paving flags illustrated in this literature are primarily intended for domestic/landscape use only.

Paving flags suitable for areas subject to intense foot traffic, i.e. pedestrian precincts and commercial applications, etc. are detailed in separate literature. This literature is available on request by telephoning: 0370 411 2233.

For areas subject to vehicular overrun (driveways, parking areas, etc.), block paving products are recommended, (see pages 132-184). The block paving products illustrated in this literature are intended for pedestrian and light vehicular overrun applications (driveways and similar).

For pavements subject to frequent overrun of heavy vehicles, block paving from our commercial/specification range should be used. These are detailed in separate literature, copies of which are available on request by telephoning: 0370 411 2233. Should customers be in doubt as to the suitability of any Marshalls product for a given application, please obtain guidance from our Technical Advisory Service Tel: 0370 411 2233.

Colour Variation

The colours shown in this literature are as exact as photographic and printing processes will allow. We strongly recommend that colours are judged and chosen from actual materials rather than photographic representation depicted herein. Although every effort is made to ensure consistency of product colour, variations between production batches can occur. We therefore recommend that, when purchasing materials, especially in the case of larger quantities, they all come from the same batch and that products are thoroughly mixed on site by drawing from a minimum of three packs.

Availability

Details of pack contents are listed for the guidance of stockists. Stockists are usually prepared to split full packs for sale in any quantity. Product dimensions and weight, etc. are nominal and subject to manufacturing tolerances.

*Patented Paving System

Priora is patented in UK and EP079168931.

Natural Stone

All natural stone sandstone products vary with differing geological conditions. For example, Silver Birch and Antique Silver Multi sandstone variations can lead to small particles of ironstone within the product creating a darkening of the surface with natural weathering. Being pale in colouration, this natural weathering is more obvious with Silver Birch and Antique Silver Multi as against the other natural stones in the Marshalls range.

Staining

Certain common garden chemicals such as Ferrous Sulphate can stain paving. Please check the information given on the container holding the chemical. If chemicals are spilt on the paving remove immediately by rinsing away with clean water.

Marshalls Commitment to Quality & Innovation

Marshalls is committed to innovative product development and manufacture. To help you obtain maximum enjoyment and long service from any Marshalls product, we would be pleased to make you aware of the following:

The evolution of new product design is continuous and information is subject to change without notice. Customers should check with the stockist to ensure that they have the latest details.

All Marshalls products are manufactured to the appropriate European Standard where applicable. Where products (or intended usage) lie outside the scope of a British (or European) Standard, Marshalls own standard will be employed. All products are supplied subject to Marshalls Standard Conditions of Sale, a copy of which is available on request. Liability in respect of any statements, conditions, warranties and representations made on behalf of the Company is limited in accordance with the terms set out in the Standard Conditions of Sale.

Health and Safety

Care should be taken when handling and installing Marshalls products. Guidelines on the Control Of Substances Hazardous to Health (COSHH) are available for all Marshalls products, either through our website, www.marshalls.co.uk/homeowners or from Marshalls Technical Advisory Service. Tel: 0370 411 2233.

Marshalls Register

Marshalls Register of installers are regularly inspected to ensure they comply with the membership agreement. Marshalls are not a party to the contract between the Registered installer and the customer. Marshalls cannot be held responsible for any installation undertaken by a Marshalls Register installer.

Register Installer

Details of membership are available from Marshalls Register support team on 0345 820 5000.

*Should you require a more detailed discussion on the intended use of the area, advice is available from the Technical Advisory Service on 0370 441 2233.

Hard Landscape Guarantee Conditions

Marshalls products are manufactured to the highest standards. The Hard Landscape Guarantee is only available for domestic projects installed by a Marshalls Register Installer where a guarantee has been purchased; the cost of the guarantee is £50 (+VAT) per £5000 of the installed value. The Hard Landscape Guarantee can only be issued by Marshalls upon receipt of a correctly completed Guarantee Request Form and the relevant fee. The Hard Landscape Guarantee covers Marshalls branded products. Marshalls hereby warrants, that in the event of the failure of Marshalls products used in the construction of a domestic driveway or patio installed at the address named on the Guarantee, replacement products will be supplied free of charge for a period of 10 years commencing from the installation date. **For products produced with Surface Performance Technology this period is extended for a further 10 years.**

Additionally, the labour costs incurred during the replacement of these faulty materials, and/or labour costs arising from faulty workmanship, will be free of charge for a period of 5 years commencing from the installation date. This guarantee is subject to the terms and conditions below. This guarantee is offered as an additional benefit by Marshalls and in no way affects any parties' statutory rights.

The house owner is responsible for applications for any relevant planning permission. Marshalls do not accept liability for application of planning permission on any project covered by the Marshalls Hard Landscape Guarantee or otherwise.

In the unlikely event of products reaching you in less than satisfactory condition, you should notify the stockist immediately with details of the product and batch codes printed on the packaging. In addition to this, responsibility for costs incurred for uplifting and relaying defective products may be prejudiced if, upon reasonable inspection, the defect ought to have been apparent prior to laying.

Pendle, Leyburn, Textured Utility, Utility and Richmond pavings are intended to serve the 'budget' end of the market and as such should not be confused with premium products such as Heritage or Coach House. In addition to this, because of their limited protection in transit, there is a significant probability of pavings bearing scratch marks to the face. Due to local manufacturing, precise colours and face finishes may vary and it is recommended that pavings from different factories are not mixed on site. Pendle, Leyburn, Textured Utility, Utility and Richmond therefore fall outside the scope of The Hard Landscape Guarantee.

Acknowledgements *We are grateful for the help of the following people and organisations in the production of this brochure:*

Marshalls Register Members

All Seasons Landscapes, Stockton-on-Tees
Tel: 01642 751565
www.allseasonsbespokelandscapes.co.uk

Arun Driveways, Littlehampton
Tel: 01903 779116
www.arundriveways.co.uk

Aura Landscapes Ltd, Southampton
Tel: 02380 434231
www.aurlandscapes.co.uk

Autumn Gardens, St Neots
Tel: 01480 350802
www.autumngardens.co.uk

Avantgardens North East Ltd, Hartlepool
Tel: 01429 296148
www.avantnortheast.co.uk

Beesleys Landscapes, Cheshire
Tel: 01606 550314
www.beesleysgardeningandlandscaping.info

B H Building, Grantham
Tel: 01476 400426
www.bhbuilding.co.uk

Botanica Garden Design, Wirral
Tel: 0151 632 0909
www.botanicagardendesign.com

Branching Out Landscapes, Rochdale
Tel: 01706 364637
www.branchingout-landscapes.co.uk

Brighthouse Driveways Ltd, Brighouse
Tel: 01484 480155
www.brighousedrivewaysltd.co.uk

Brockstone Landscape Construction, Liverpool
Tel: 0151 427 7509
www.brockstone.co.uk

Central Drives, Rugeley, Staffs.
Tel: 01889 621378
www.centraldrives.co.uk

Chris Hallinan Patios and Driveways, Brighouse
Tel: 01484 710750
www.patiosanddriveways.co.uk

Crystalclear, Bolton
Tel: 01942 840109
www.crystalclearideas.co.uk

D Plumridge Professional Driveway
& Patio Construction, Sutton
Tel: 020 8643 3007
www.dplumridge.co.uk

Darren Smith Award Winning
Driveways & Patios, Louth
Tel: 01507 451355
www.darrensmithlouth.co.uk

Dawson Landscapes Ltd, Hartlepool
Tel: 01429 291202
www.dawsonlandscapes.co.uk

Esse Landscapes, Crawley
Tel: 01342 714095
www.esseland.co.uk

Exotic Landscapes Ltd, Bracknell
Tel: 01344 311811
www.exoticlandscapes.co.uk

Frinton Tarmacadam & Paving Ltd, Frinton-on-Sea
Tel: 01255 678662
www.ftpltd.com

Garden TLC, Oldham
Tel: 01706 880177
www.gardentlc.net

Gary Pearce Landscapes Ltd, Shrewsbury
Tel: 01694 731380
www.pearcelandscapes.net

Greystone Building & Landscaping, Bramhall
Tel: 0161 4391388
www.greystonebuildingandlandscaping.co.uk

Habitat Landscapes Ltd, Bedford
Tel: 01525 860263
www.habitatlandscape.co.uk

James Bird Landscapes Ltd, Sheffield
Tel: 0114 2589290
www.jabird.co.uk

Jason Clarke Classic Paving, Cheshire
Tel: 0161 439 4211
www.jc-classicpaving.co.uk

Leading Landscapes Ltd, Linford Stanford le Hope
Tel: 01375 676433
www.leadinglandscapes.com

Mark S Nelson, Worcester Park
Tel: 020 8337 3846
www.msnelsonlandscapes.wixsite.com/gardens

McPave North West, Preston
Tel: 01772 837009
www.mcpavenw.co.uk

Milner Landscapes & Construction, Birmingham
Tel: 01675 463738
www.milnerlandscapes.com

MIM Building & Paving Ltd, Cornwall
Tel: 01736 756457
www.mimcornwallpaving.co.uk

N W Paving and Landscaping Ltd, Cumbria
Tel: 01900 824308
www.nwpavingandlandscaping.com

Oakley Landscapes Ltd, East Sheen
Tel: 020 8286 2491
www.oakleylandscapes.com

Pavex Ltd, Surrey
Tel: 01737 350111
www.pavex.co.uk

Paving Creations, Mirfield
Tel: 01924 489199
www.pavingcreations.co.uk

Perfect Paving Ltd, Keston
Tel: 01689 873333
www.perfectpaving.com

PJB Groundworks Ltd, Darlington
Tel: 01325 246845
www.pjbgroundworks.co.uk

PWP Landscape Ltd, Otley
Tel: 0113 256 3555
www.pwplandscape.co.uk

Sandstone Landscape Construction, York
Tel: 01904 422735
www.sandstonelandscapes.co.uk

Stow Construction & Landscaping Ltd, Galashiels
Tel: 01896 750254
www.stowconstruction.com

Tottington Landscaping Co, Heywood, Lancs
Tel: 01706 360084
www.tottingtonlandscapingbury.co.uk

Valley Driveways Ltd, Blackburn
Tel: 01254 427507
www.valleydriveways.co.uk

Waterdale Landscapes, York
Tel: 01904 706421
www.waterdalelandscapes.co.uk

Westend Landscapes Ltd, Clevedon
Tel: 01275 545055
www.westendlandscapes.co.uk

Yorkshire Pro-Paving & Groundworks Ltd, Otley
Tel: 01943 463377
www.yorkshirepropaving.co.uk

The Marshalls Register of Accredited Landscape Contractors and Driveway Installers is a national network of independent professional installers, to find one in your area call 0345 820 5000

Calls may be monitored or recorded

Marshalls is also grateful to

Mr & Mrs Adjepong, York
Mr & Mrs Archibald, East Grinstead
Mr & Mrs Bamber, Winsford
Mr Benderow, Yarm
Mr & Mrs Boyd, Liverpool
Mr & Mrs Burge, Kew
Mr Crade, Cockermouth
Mrs Bain, Crawley
Mr & Mrs Crook, Oxted
Mr & Mrs Dagger, Woodplumpton
Mr & Mrs Elder, Galashiels
Mr & Mrs Goulding, Wynyard
Mr & Mrs Hirst, Bacup
Ms C Hogan, Brighouse
Mr Holt, Bury
Mr & Mrs Howson, Louth
Mr & Mrs Jupp, Chislehurst
Mr & Mrs Kendrick, Stokesley
Mr & Mrs Leader, Chislehurst

Mr & Mrs LeFondre, Cheshire
Dr & Mrs Martin, Durham
Mr & Mrs Matthews, Highcliffe-on-Sea
Mr & Mrs Mumford, Bedfordshire
Mr & Mrs Nandra, Walsall
Mr & Mrs Paley, Otley
Mrs Proctor, Boston Spa
Mr Roberts, Cheshire
Mr & Mrs Scott, Hoylake
Mr & Mrs Seymour, Oldham
Mr & Mrs Sherratt, Bramhall
Mr & Mrs Stevens, Falmouth
Mr & Mrs Thompson, Bramhall
Mr & Mrs Thorpe, Cambridgeshire
Mr & Mrs Wright, Cheam
Mr & Mrs Wright, Preston
Mr & Mrs Wybrow, Grays, Essex
Mr & Mrs Wynne, Peebles

How to contact Marshalls

(Calls may be monitored or recorded)

The Marshalls Customer Helpline is here to help you with all your product and brochure enquiries.

Marshalls Customer Helpline

0345 820 5000

To find an installer or a local stockist in your area call 0345 820 5000

The Marshalls Technical Advisory Service is here to help customers and installers with all aspects of installation technical advice 0370 411 2233

The Marshalls website is a comprehensive source of ideas, product information, and much, much more.

www.marshalls.co.uk/homeowners

**Landscape House, Premier Way,
Lowfields Business Park, Elland HX5 9HT**

Back Cover: Designed and installed by
Jason Clarke Classic Paving, Cheshire



www.marshalls.co.uk/homeowners

To find your nearest Marshalls stockist or find a recommended installer, call: **0345 820 5000**
(Calls may be monitored or recorded)

For information, advice and useful tips to realise your own ideas, visit:
www.marshalls.co.uk/homeowners

Landscape House, Premier Way,
Lowfields Business Park, Elland
HX5 9HT, United Kingdom

A SUBSIDIARY OF MARSHALLS PLC
© COPYRIGHT MARSHALLS 2018

